



الهيئة الاتحادية
للتنافسية والإحصاء
FEDERAL COMPETITIVENESS
AND STATISTICS AUTHORITY



United Arab Emirates



أرقام الإمارات

UAE NUMBERS





Key statistics and data for
global competitiveness and
sustainable development in
the UAE

_____ Published by _____



الهيئة الاتحادية
للتنافسية والإحصاء
FEDERAL COMPETITIVENESS
AND STATISTICS AUTHORITY

The facts and figures mentioned in this report were collected from official sources in UAE and Internationally and they are updated to the date of publication mentioned below.

- 2018 -



CONTENT



Population 3



Environment 19



Travel & Tourism 27



Labor 4



Finance 22



Health 30



Education 6



Industry & Innovation 23



Justice & Security 31




Prices 10



Government 24



Gender Balance 32



Economy 12



Energy 25



UAE Competitiveness 34



Communications & Information Technology 17



Infrastructure 26



Sustainable Development Goals 35


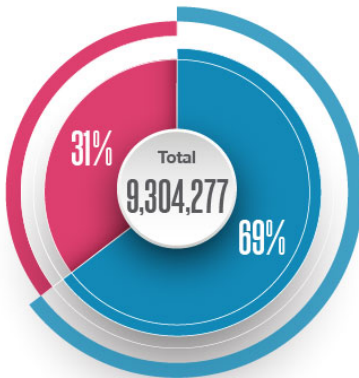
POPULATION



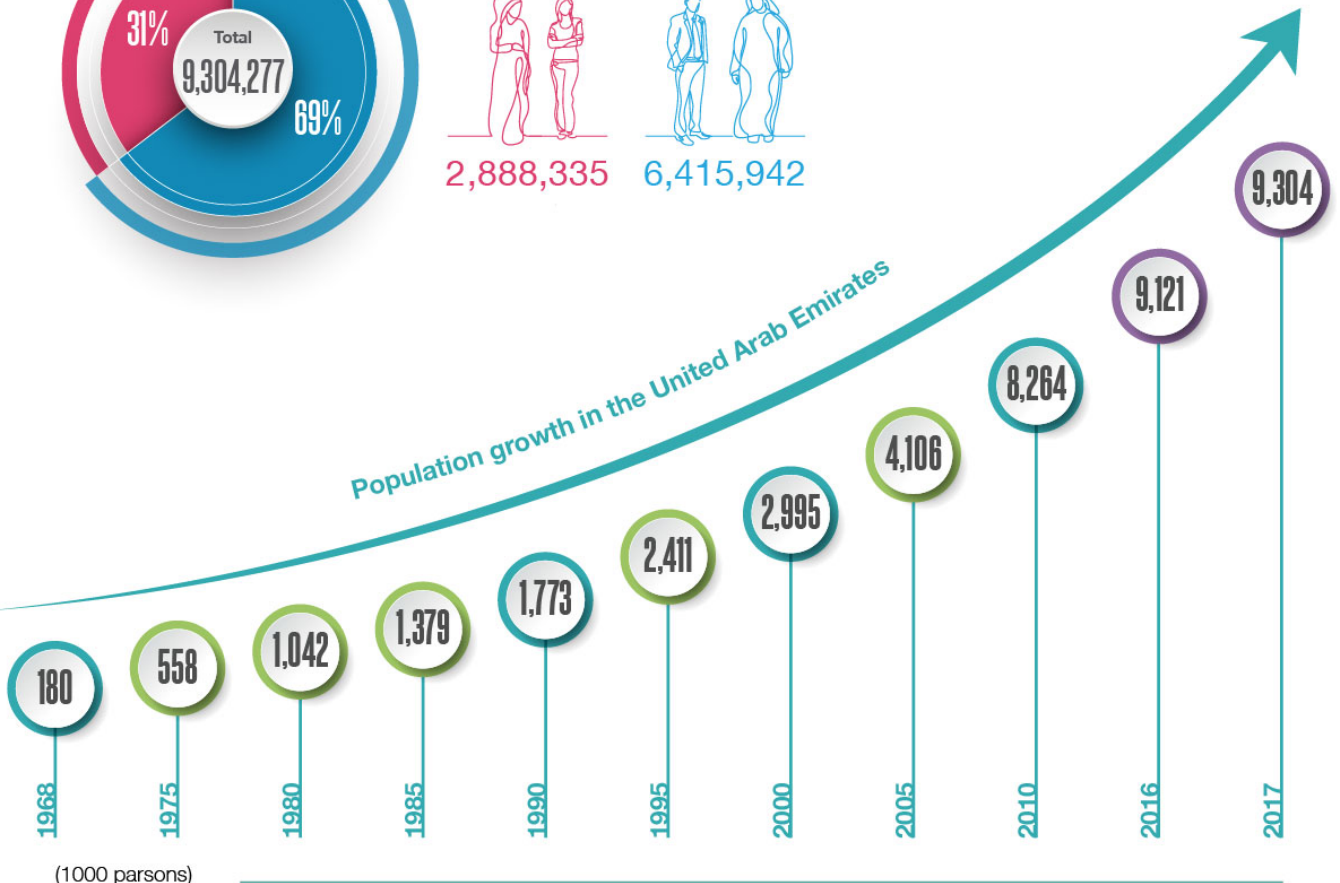
Annual Growth Rate



UAE Population by Gender 2017



Population growth in the United Arab Emirates



(1000 persons)

● Census
 ● Estimates
 ● Administrative Records

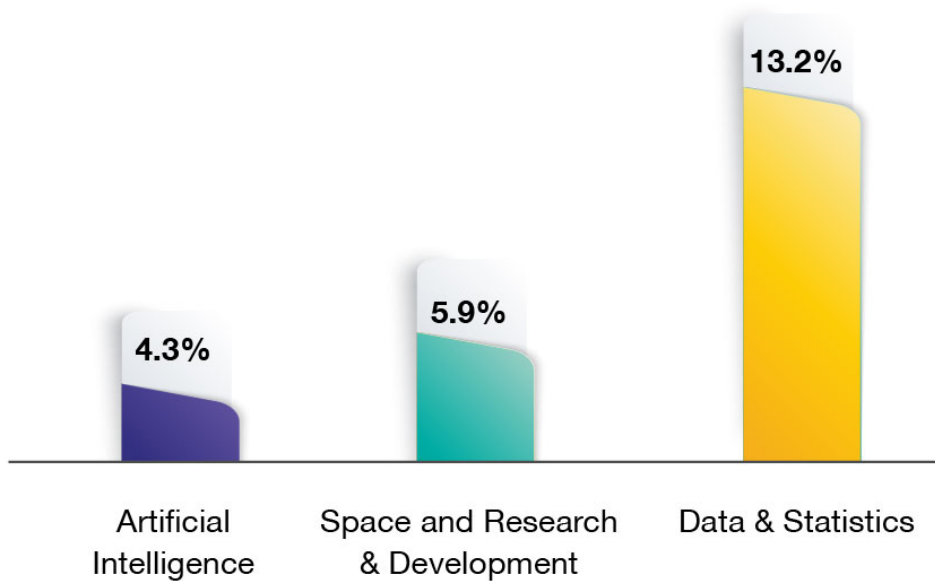
LABOR



The average unemployment rate in 2017 is 2.5% which is lower than the World Average Unemployment Rate



The Labor Force Survey 2017 results show that 6% of Emiratis are employed in the Space, Research and Development sector, whereas 4.3% are in the Artificial Intelligence section and 13.2% are in the Statistics and Data sector



LABOR



REPORT	INDICATOR	UAE RANKING	FIRST GLOBALLY
Global Talent Competitiveness Index (INSEAD) - 2018	Ease of Hiring	1	UAE
Global Talent Competitiveness Index (INSEAD) - 2018	Labour Productivity Per Employee	1	UAE
World Competitiveness Yearbook by IMD - 2018	Competent Senior Managers (Availability)	1	UAE
World Talent Report by IMD - 2018	Foreign High-Skilled People (Availability)	2	Switzerland
Global Talent Competitiveness Index by INSEAD - 2018	Brain Gain	2	Switzerland
Global Competitiveness Report 4.0 by WEF - 2018	Ease of Hiring Foreign Labor	5	Albania
Global Competitiveness Report 4.0 by WEF - 2018	Diversity of Workforce	5	Canada

EDUCATION



60%

Percentage of Emirati Students enrolled in Higher Education institutes for the academic year 2017-2018



137,000

Number of students enrolled in higher education institutes in the UAE 2017 -2018



85+

Number of higher education institutes in the UAE 2017 -2018



25.8%

of emirati students enrolled in Business Administration major & **21.3%** in Engineering

These are the majors for which most emirati students have enrolled in during the academic year 2017 -2018

EDUCATION



Number of new and current students in higher education institutes base on major, nationality and gender 2017 - 2018

Non-Emiratis				Emiratis			
Major	Males	Females	Total	Total	Females	Males	Major
Business Administration	7,000	7,938	14,938	20,400	11,949	8,451	Business Administration
Engineering	8,074	4,500	12,574	16,521	8,205	8,316	Engineering
Environmental & Health Sciences	757	4,338	5,095	7,573	5,013	2,560	Foundations
Medical Sciences	1,431	2,667	4,098	7,364	6,297	1,067	Humanities & Social Sciences
Humanities & Social Sciences	713	2,522	3,235	6,674	4,179	2,495	Information Technology
Communication & Public Relations	1,128	1,979	3,107	6,565	4,446	2,119	Communication & Public Relations
Law & Shariaa	1,425	1,384	2,809	6,541	2,857	3,684	Law & Shariaa
Information Technology	1,744	976	2,720	4,197	3,826	281	Environmental & Health Sciences
Education	495	2,109	2,604	2,281	2,166	115	Education
Arts and Design	340	1,422	1,762	1,036	937	99	Sciences
Sciences	248	548	796	962	937	25	Arts and Design
Foundations	334	311	645	778	653	125	Medical Sciences
Others	217	236	453	374	348	26	Agriculture & Related
Foreign Languages	37	244	281	313	251	62	Foreign Languages
Agriculture & Related	17	45	62	193	100	93	Others
Total	24,898	30,281	55,179	81,682	52,164	29,518	Total

EDUCATION



Number of Students by Sector (in Thousands) 2017 - 2018

Number of
Students in
Technical
Education
10.4

Number of Students
in Public School
287.7

Number of Students
in Private Schools
793.3

Number of
Students in Adult
Education Centers
16.5

Private Schools

580



Public Schools

639


**Number of Schools
2017 - 2018**

EDUCATION



REPORT	INDICATOR	UAE RANKING	FIRST GLOBALLY
Global Innovation Index by INSEAD - 2018	Tertiary Inbound Mobility (%)	1	UAE
Legatum Prosperity Index - 2018	Primary Completion Rate	1	UAE
Global Talent Competitiveness Index by INSEAD - 2018	International Students (Number)	1	UAE
The World Competitiveness Yearbook by IMD - 2018	Science in Schools	7	Singapore
The World Competitiveness Yearbook by IMD - 2018	Educational System (Strength)	9	Switzerland
World Talent Report by IMD - 2018	Educational System (Strength)	9	Switzerland

PRICES



Inflation rate in consumer prices by major expenditure groups 2017

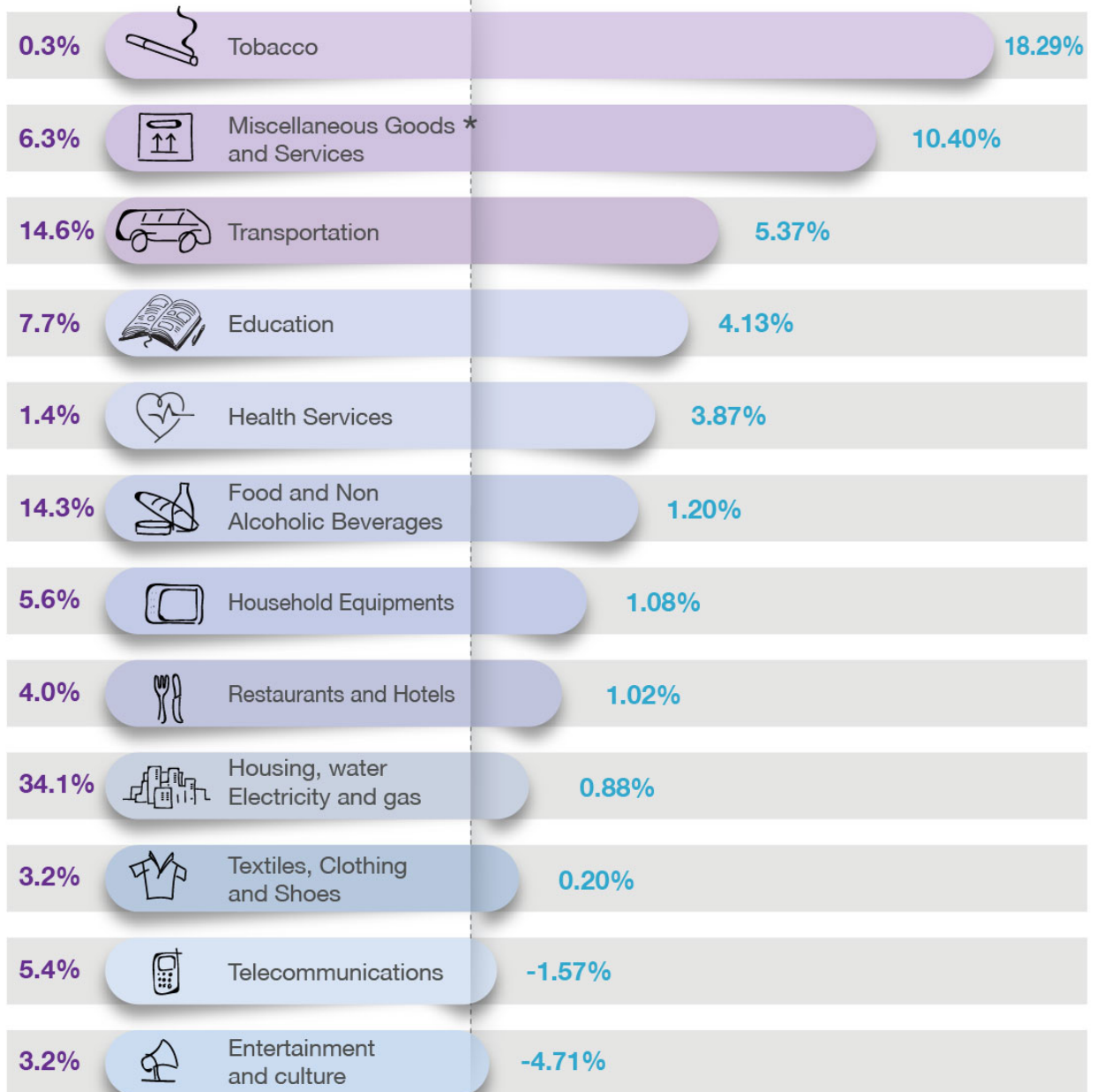
Tobacco inflation rate is 18.29% which is the highest compared to other groups

1.97%

Distribution of expenditure

0

Inflation Rate

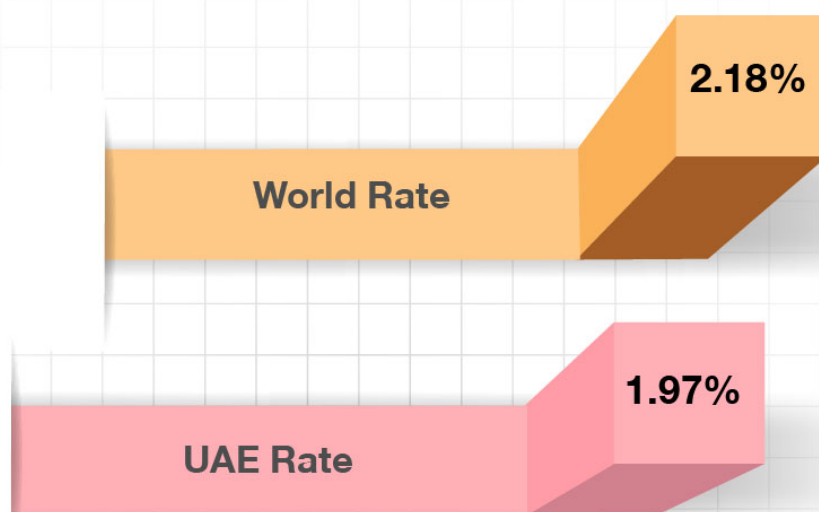


* Goods Includes (jewelry, perfumes, etc.), Services includes (insurance, etc.)

PRICES



The average inflation rate in the UAE is less than the world rate in 2017

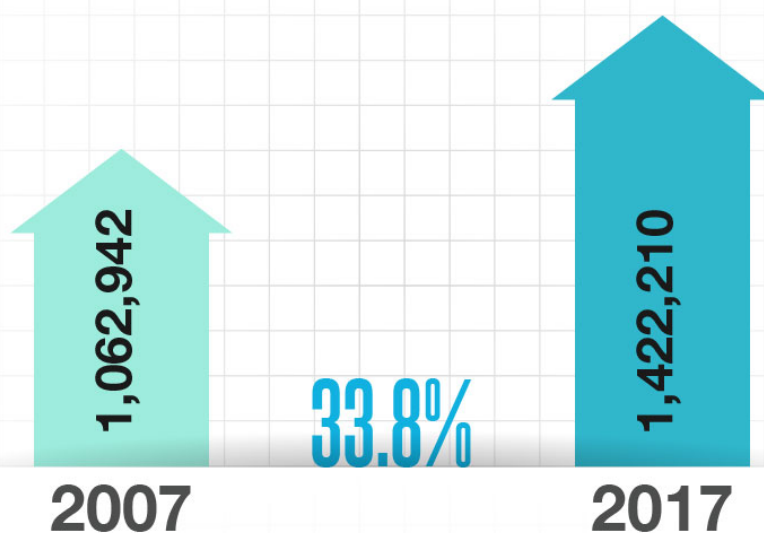




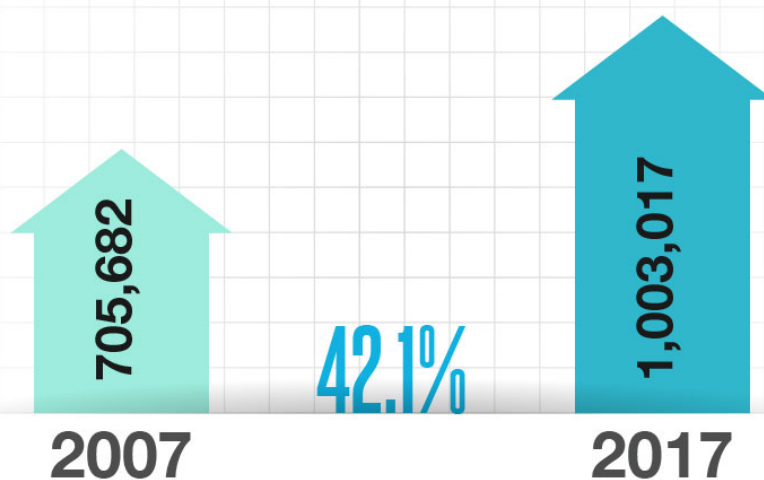
ECONOMY



**Total real GDP growth in the UAE during the last ten years
2007 - 2017 is 33.8% (Million AED)**



**Non-Oil real GDP growth in UAE during the last ten years
2007- 2017 is 42.1% (Million AED)**



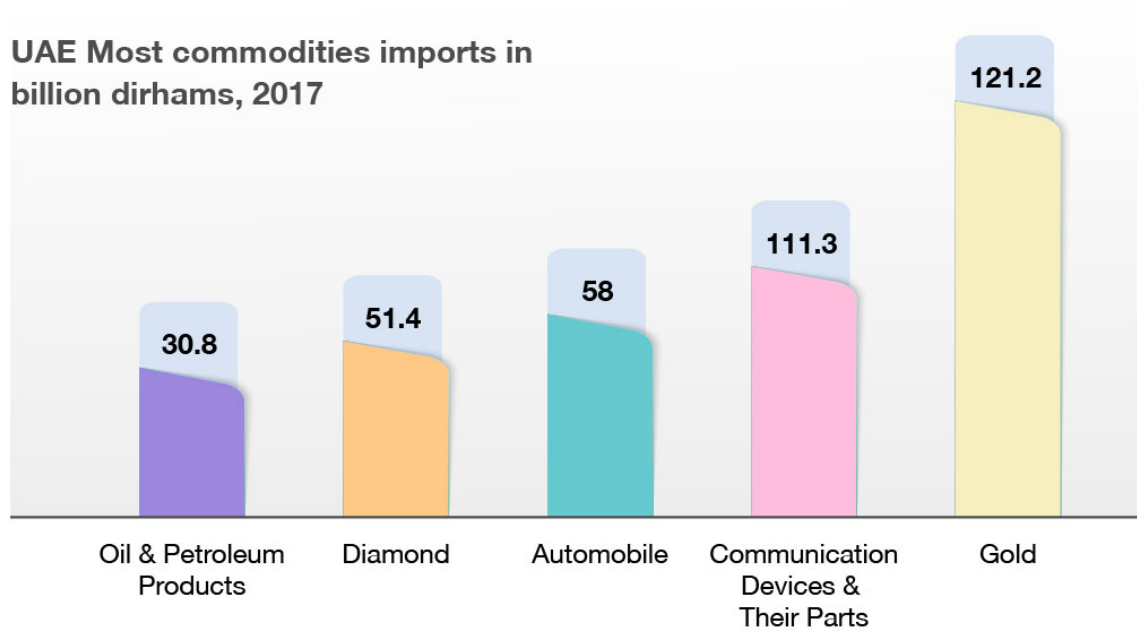


ECONOMY

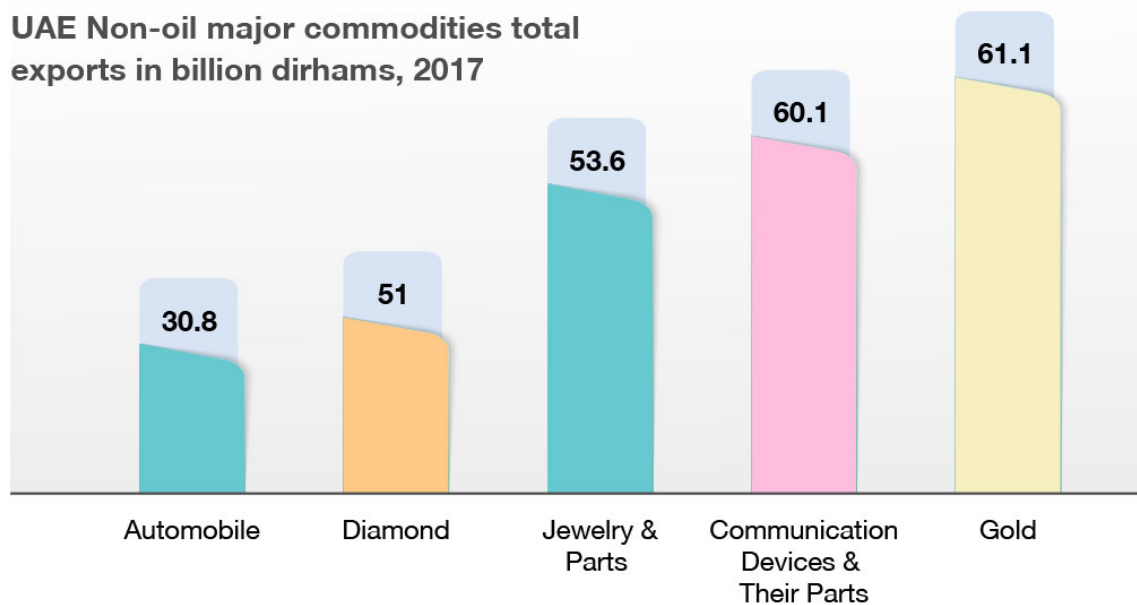


The UAE Gold imports is AED 121.2 billion and the exports is AED 61.1 billion in 2017

UAE Most commodities imports in billion dirhams, 2017



UAE Non-oil major commodities total exports in billion dirhams, 2017

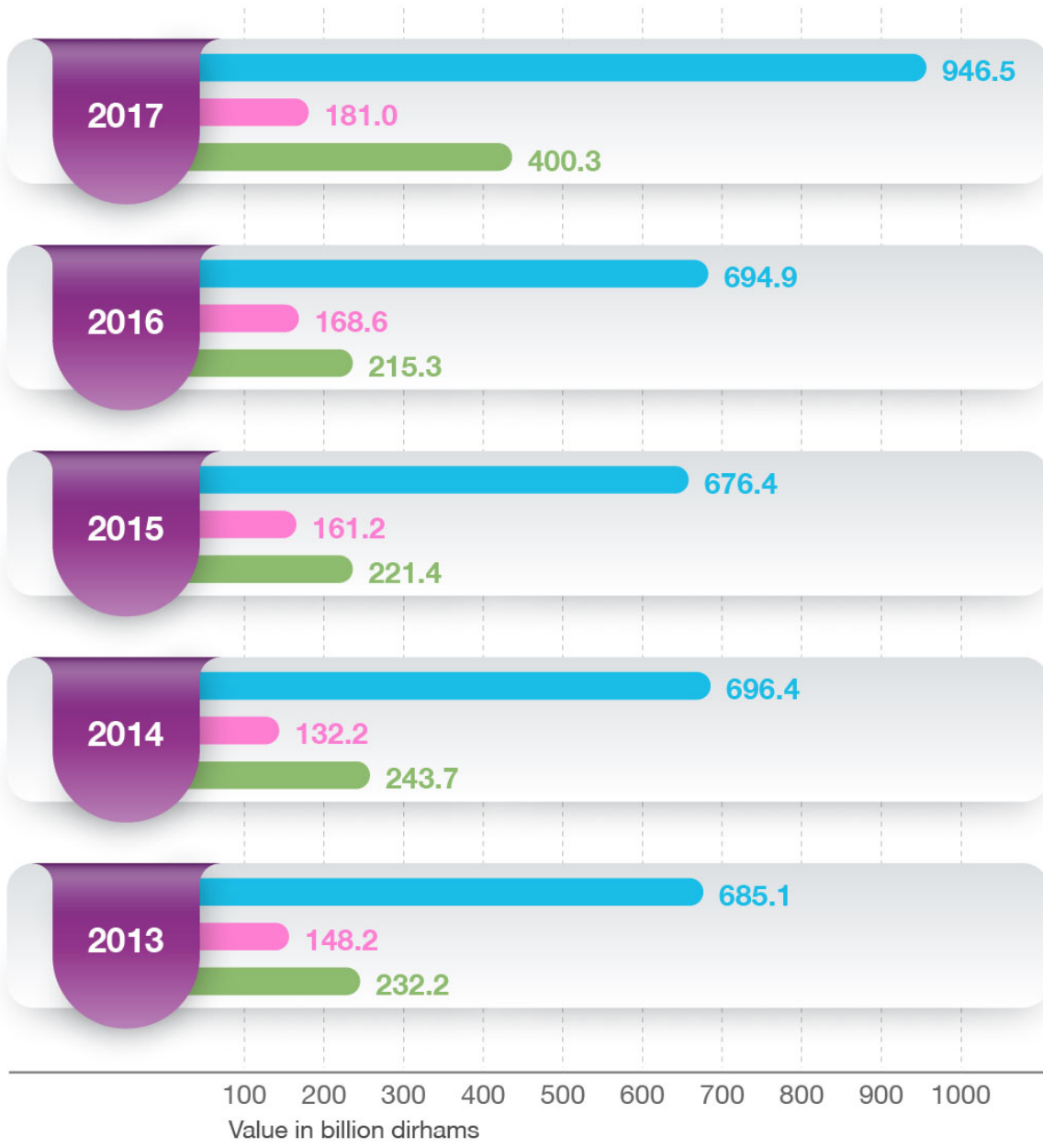




ECONOMY

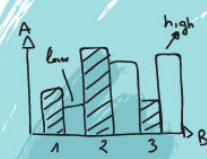


Growth of UAE trade during 2013 - 2017



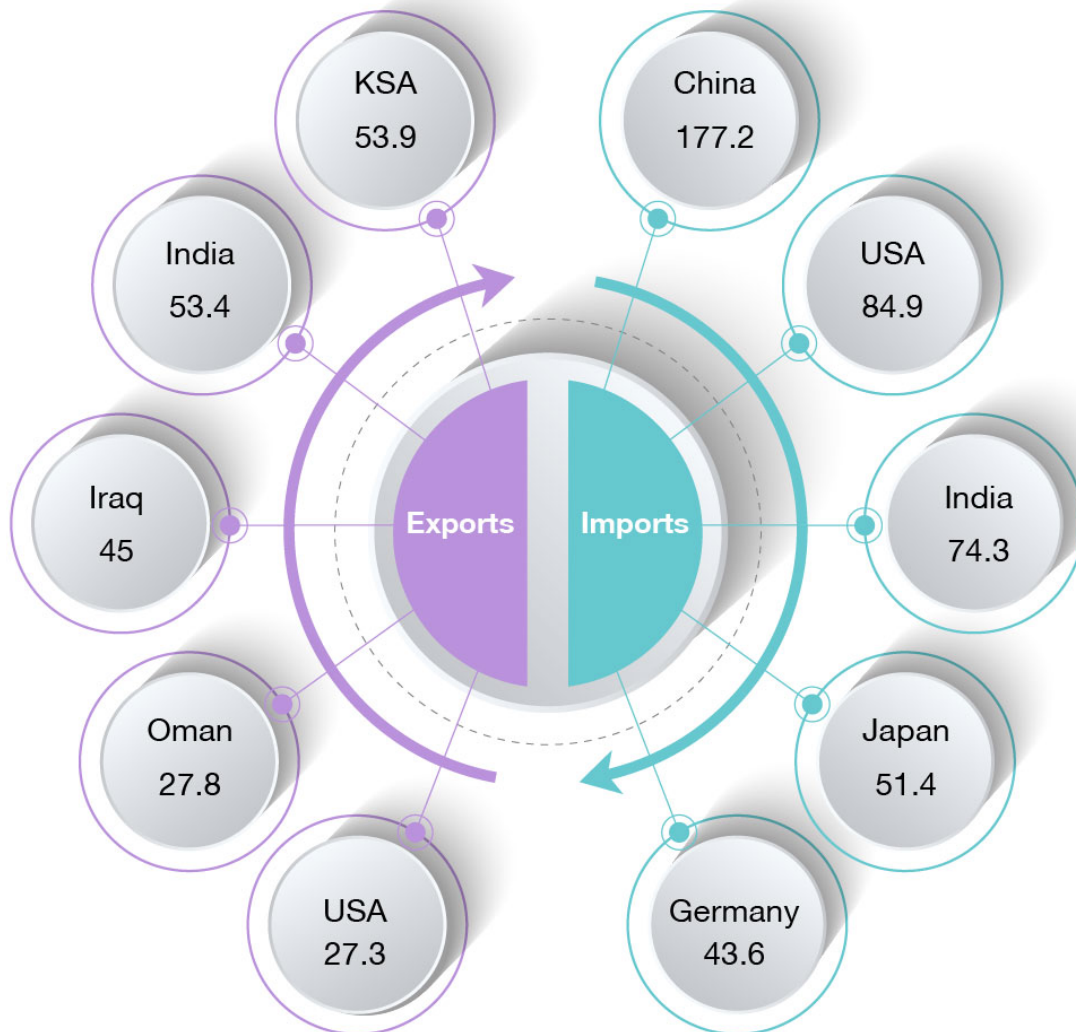
● Imports ● Non-oil exports ● Re-exports

Data of 2017 based on general trade system (including free zones and warehouses)



China, USA and India are the main UAE trade partners

Non-oil trade value by major trading partners
in billion dirhams, 2017



Note: Non-oil exports include exports and re-exports



ECONOMY



REPORT	INDICATOR	UAE RANKING	FIRST GLOBALLY
Global Competitiveness Report 4.0 by WEF - 2018	Inflation, Annual % Change (Low Inflation)	1	UAE
The World Competitiveness Yearbook by IMD - 2018	Relocation Threats of Services (Absence)	1	UAE
The World Competitiveness Yearbook by IMD - 2018	Entrepreneurship	2	Lithuania
Global Innovation Index by INSEAD - 2018	State of Cluster Development	2	USA
Global Enabling Trade Report by WEF - 2016	Customs Services Index	2	Singapore
The World Competitiveness Yearbook by IMD - 2018	Diversification of The Economy	3	USA
The World Competitiveness Yearbook by IMD - 2018	Ease of Doing Business	3	Singapore
Legatum Prosperity Index - 2018	Prevalence of Trade Barriers	3	Singapore
Global Competitiveness Report 4.0 by WEF - 2018	Distortive Effect of Taxes and Subsidies on Competition (Absence)	3	Singapore
The World Competitiveness Yearbook by IMD - 2018	Corporate Boards (Effectivity)	7	Denmark

COMMUNICATIONS & INFORMATION TECHNOLOGY



Telecommunication Indicators



One fixed telephone line for every **4** persons

2 Effective mobile phone lines
for every person

2 Internet subscriptions
(mobile broadband) for every person

Percentage of families that
own a computer **93%**

Percentage of households with
an internet service at homes **97%**

Percentage of individuals who
own mobile phone **99%**

Percentage of male that
use internet **96%**


Percentage of female that
use internet **93%**

COMMUNICATIONS & INFORMATION TECHNOLOGY



REPORT	INDICATOR	UAE RANKING	FIRST GLOBALLY
Travel and Tourism Competitiveness Report by WEF - 2017	Mobile Network Coverage Rate, % of Pop.	1	UAE
Global Information Technology Report by WEF - 2016	Mobile Network Coverage, % Pop.	1	UAE
Global Information Technology Report by WEF - 2016	Importance of ICTs to Government Vision	1	UAE
Global Information Technology Report by WEF - 2016	Government Success in ICT Promotion	1	UAE
Global Enabling Trade Report by WEF - 2016	ICT Use & Government Efficiency	1	UAE
Global Competitiveness Report 4.0 by WEF - 2018	Mobile-Broadband Subscriptions	1	UAE
The World Competitiveness Yearbook by IMD - 2018	Digital Transformation in Companies	2	Israel
The World Competitiveness Yearbook by IMD - 2018	Development and Application of Technology	4	Singapore
The World Competitiveness Yearbook by IMD - 2018	Technological Cooperation	7	Denmark

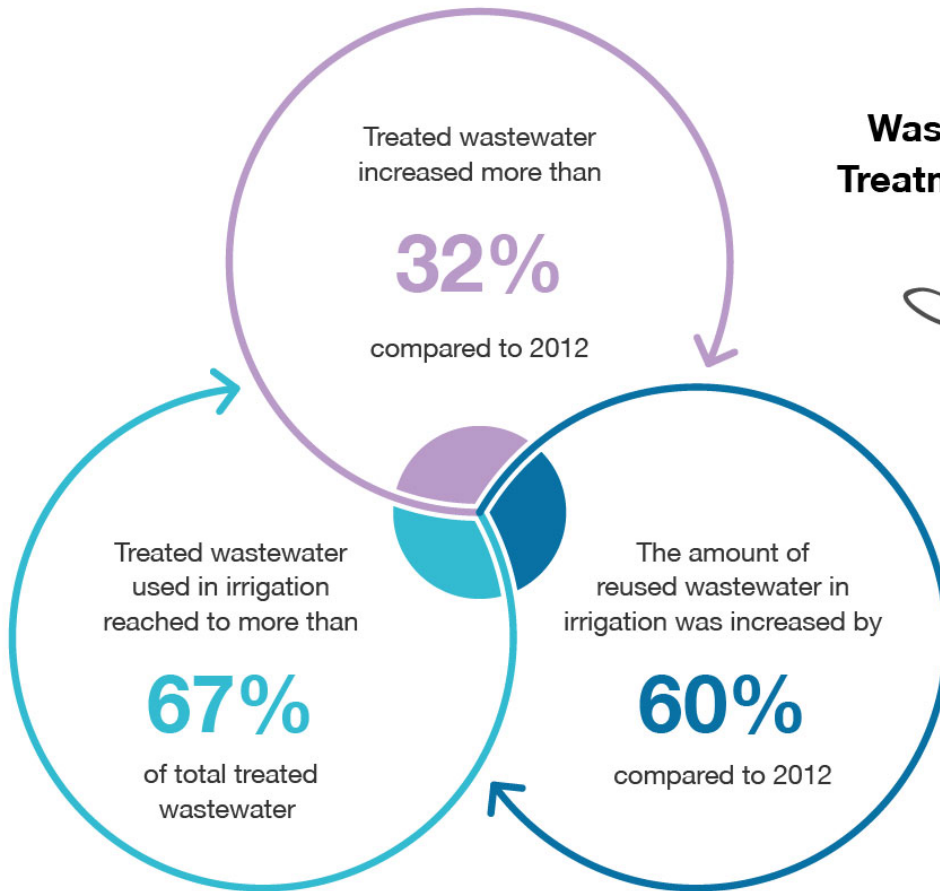
ENVIRONMENT



ENVIRONMENT



Wastewater Treatment 2017



Air 2017

The percentage of ambient air quality monitoring stations reached in residential areas to

54%
of total stations

The annual average of Sulfur dioxide concentration decreased by

23%

In ambient air quality monitoring stations in residential areas, 2015

ENVIRONMENT




REPORT	INDICATOR	UAE RANKING	FIRST GLOBALLY
Legatum Prosperity Index - 2018	Preservation Efforts	1	UAE
The World Competitiveness Yearbook by IMD - 2018	Agricultural Productivity (PPP)	7	Norway
The World Competitiveness Yearbook by IMD - 2018	Environmental laws (Flexibility)	8	Norway
The World Competitiveness Yearbook by IMD - 2018	Sustainable Development (Priority in Companies)	9	Denmark

FINANCE



REPORT	INDICATOR	UAE RANKING	FIRST GLOBALLY
Global Competitiveness Report 4.0 by WEF - 2018	Debt Dynamic	1	UAE
Travel and Tourism Competitiveness Report by WEF - 2017	Effect of Taxation on Incentives to Invest (Absence)	1	UAE
Travel and Tourism Competitiveness Report by WEF - 2017	Profit Tax Rate % Profits (Low Profit)	1	UAE
Doing Business Report by WB - 2019	Ease of Paying Taxes	2	Hong Kong
The World Competitiveness Yearbook by IMD - 2018	Exchange Rates	2	KSA
The World Competitiveness Yearbook by IMD - 2018	Collected Capital and Property Taxes (%)	2	KSA
Global Competitiveness Report 4.0 by WEF - 2018	Venture Capital Availability	9	USA
Global Innovation Index by INSEAD - 2018	Ease of Protecting Minority Investors	10	Kazakhstan

INDUSTRY & INNOVATION



REPORT	INDICATOR	UAE RANKING	FIRST GLOBALLY
The World Competitiveness Yearbook by IMD - 2018	Relocation Threats of R&D Facilities (Absence)	1	UAE
The World Competitiveness Yearbook by IMD - 2018	Relocation Threats of Production (Absence)	1	UAE
Global Innovation Index by INSEAD - 2018	GERD Financed by Business, %	4	Japan
Global Talent Competitiveness Index by INSEAD - 2018	Availability of Scientists and Engineers	5	Finland
Global Innovation Index by INSEAD - 2018	Research Talent, % in Business Enterprise	8	Israel

GOVERNMENT



REPORT	INDICATOR	UAE RANKING	FIRST GLOBALLY
The World Competitiveness Yearbook by IMD - 2018	Government Decisions (Effectivity)	1	UAE
The World Competitiveness Yearbook by IMD - 2018	Immigration Laws (Flexibility)	1	UAE
The World Competitiveness Yearbook by IMD - 2018	Public-Private Partnerships	1	UAE
Legatum Prosperity Index - 2018	Immigrants Tolerance	2	Canada
Trust Barometer by Edelman-2018	Trust in Government	2	China
The World Competitiveness Yearbook by IMD - 2018	Adaptability of Government Policy	2	Singapore
Global Competitiveness Report 4.0 by WEF - 2018	Burden of Government Regulation (Low Burden)	3	Singapore
Global Competitiveness Report 4.0 by WEF - 2018	Future Orientation of Government	4	Singapore
The World Competitiveness Yearbook by IMD - 2018	Efficiency of Customs' Authorities	10	Denmark

ENERGY



REPORT	INDICATOR	UAE RANKING	FIRST GLOBALLY
Global Competitiveness Report 4.0 by WEF - 2018	Ease of Access to Electricity	1	UAE
Doing Business Report by WB - 2018	Getting Electricity	1	UAE
The World Competitiveness Yearbook by IMD - 2018	Total Indigenous Energy Production (%)	4	Norway
The World Competitiveness Yearbook by IMD - 2018	Energy Infrastructure	4	Denmark
The World Competitiveness Yearbook by IMD - 2018	Gasoline Prices	7	Venezuela
The World Competitiveness Yearbook by IMD - 2018	Water Consumption Intensity (Low Consumption)	8	Luxembourg
Global Innovation Index by INSEAD - 2018	Electricity Output, KWh/Cap	8	Iceland / Norway

INFRASTRUCTURE



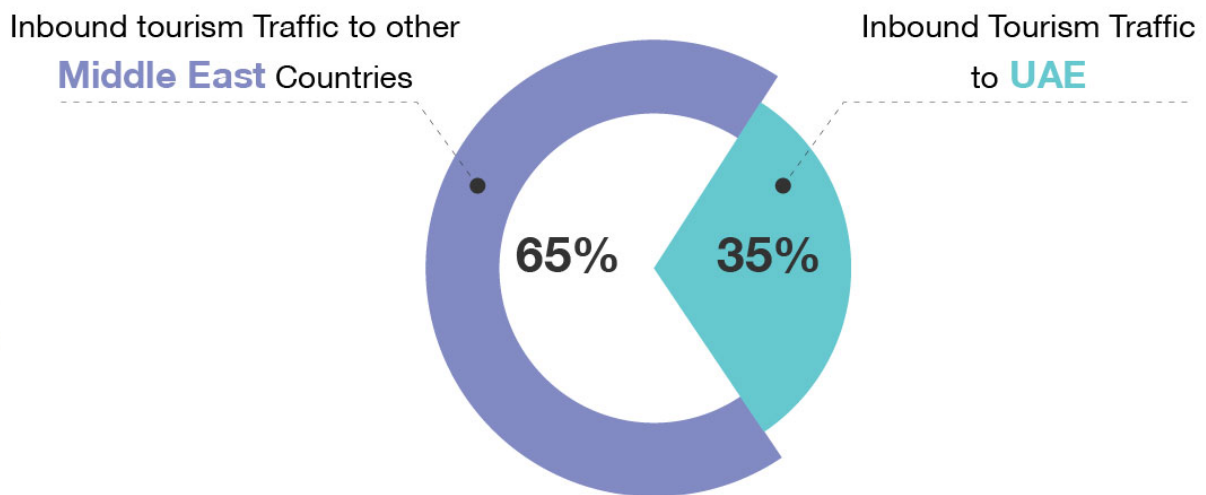
REPORT	INDICATOR	UAE RANKING	FIRST GLOBALLY
Travel and Tourism Competitiveness Report by WEF - 2017	Quality of Roads	1	UAE
Travel and Tourism Competitiveness Report by WEF - 2017	Quality of Air Transport Infrastructure	2	Singapore
The World Competitiveness Yearbook by IMD - 2018	Maintenance and Development	3	Singapore
Global Enabling Trade Report by WEF - 2016	Efficiency of Transport Mode Change	4	Hong Kong
Doing Business Report by World Bank - 2019	Dealing with Construction Permits	5	Hong Kong
Global Competitiveness Report 4.0 by WEF - 2018	Efficiency of Air Transport Services	7	Singapore
Global Competitiveness Report 4.0 by WEF - 2018	Quality of Roads	9	Singapore

TRAVEL & TOURISM



Number of inbound guest reached to **20.4** million, 2017

UAE's share of the tourism traffic from (Middle East)* countries in 2017



At the level of the **Middle East** region, UAE's share of inbound tourism was nearly **35% (20.4 million international visitors)** out of total number of international visitors to the **Middle East region (58 million visitors)**

* According to World Tourism Organization Report Middle East region includes 14 Arab countries like: (Bahrain, Egypt, Iraq, Jordan, Kuwait, Lebanon, Libya, Oman, KSA, Syria and others)

TRAVEL & TOURISM



Increase in aircraft traffic through UAE airports by 10% during the period 2014 - 2017



TRAVEL & TOURISM



REPORT	INDICATOR	UAE RANKING	FIRST GLOBALLY
Travel and Tourism Competitiveness Report by WEF - 2017	Government Prioritization of Travel and Tourism Industry	1	UAE
Travel and Tourism Competitiveness Report by WEF - 2017	Effectiveness of Marketing and Branding to Attract Tourists	1	UAE
Travel and Tourism Competitiveness Report by WEF - 2017	Sustainability of Travel and Tourism Industry Development	1	UAE
Travel and Tourism Competitiveness Report by WEF - 2017	Quality of Tourism Infrastructure	1	UAE
Global Enabling Trade Report by WEF - 2016	Available international Airline Seat km/Week, Millions	3	USA
Travel and Tourism Competitiveness Report by WEF - 2017	Aircraft Departures (Number)	7	Ireland

HEALTH



REPORT	INDICATOR	UAE RANKING	FIRST GLOBALLY
Travel and Tourism Competitiveness Report by WEF - 2017	HIV Prevalence, % Adult Pop (Absence)	1	UAE
Travel and Tourism Competitiveness Report by WEF - 2017	Malaria Cases / 100,000 Pop (Absence)	1	UAE
Legatum Prosperity Index - 2018	Satisfaction with Healthcare	2	Singapore

JUSTICE & SECURITY



REPORT	INDICATOR	UAE RANKING	FIRST GLOBALLY
The World Competitiveness Yearbook by IMD - 2018	Industrial Disputes (Absence)	1	UAE
Travel and Tourism Competitiveness Report by WEF - 2017	Business Costs of Crime and Violence (Low Business Cost)	1	UAE
Global Enabling Trade Report by WEF - 2016	Index of Physical Security	2	Finland
Legatum Prosperity Index - 2018	Safe to Walk Alone at Night	4	Singapore
Legatum Prosperity Index - 2018	Trust in Local Police	7	Singapore
The World Competitiveness Yearbook by IMD - 2018	Legal and Regulatory Framework	10	Hong Kong

GENDER BALANCE



22.5%

National
Advisory
Council

77.5%

Source: IPU 2015

The UAE Ministers Cabinet includes **9** female ministers out of a total of **29** Minister **31%**



Emirati Women in UAE Ministry of Foreign Affairs & International Cooperation

170+

The number of Emirati women in the diplomatic & consular corps at the ministry's headquarters

40+

Number of women working in the diplomatic corps at the UAE missions abroad

7

Number of women ambassadors in UAE Ministry of Foreign Affairs & International Cooperation



● Male Judges

● Female Judges

GENDER BALANCE




REPORT	INDICATOR	UAE RANKING	FIRST GLOBALLY
Legatum Prosperity Index - 2018	Property Rights Between Genders	1	UAE
Global Gender Gap Report by WEF - 2017	Literacy Rate	1	UAE
Global Gender Gap Report by WEF - 2017	Wage Equality For Similar Work	2	Rwanda
Global Talent Competitiveness Index by INSEAD - 2018	Leadership Opportunities for Women	7	Norway

UAE COMPETITIVENESS



UAE performance in global competitiveness reports and indices published by leading international organizations. These reports serve as an objective way to measure the development of countries in different fields.





Results of the UAE's performance in Sustainable Development Goals Index 2018

Published by Sustainable Development Solutions Network (SDSN)

United Arab Emirates

1ST in the Arab Region

in Global Competitiveness Report, Atlas of Sustainable Development Goals 2018



The source of data is from SDGs Index 2018 published by Sustainable Development Solutions Network (SDSN).

Data in this report is provided by various international organizations.

SUSTAINABLE DEVELOPMENT GOALS



GLOBAL LEADER

UAE

Several Countries

0%

0%



Poverty headcount ratio at \$1.90/day (% population)

Several Countries

0%

0%



Projected poverty headcount ratio at \$1.90/day in 2030 (% population)



GLOBAL LEADER

UAE

Andorra

1.2%

3.8%



Prevalence of undernourishment (% population)

Australia

0.0%

0.7%



Prevalence of wasting in children under 5 years of age (%)

Saint Vincent & the Grenadines

24.7

21.5



Cereal yield (t/ha)







SUSTAINABLE DEVELOPMENT GOALS



3 GOOD HEALTH AND WELL-BEING

GLOBAL LEADER



UAE

Finland	3	6		Maternal mortality rate (per 100,000 live births)
San Marino	0.6	4		Neonatal mortality rate (per 1,000 live births)
Iceland	2.1	7.7		Mortality rate, under-5 (per 1,000 live births)
Monaco	0.0	0.8		Incidence of tuberculosis (per 100,000 population)
Several Countries	100%	100%		Births attended by skilled health personnel (%)
Several Countries	99%	99%		Surviving infants who received 2 WHO-recommended vaccines (%)

4 QUALITY EDUCATION

GLOBAL LEADER

UAE

Andorra	100%	95%		Mean years of Schooling
Switzerland	13.4	9.5		Literacy rate of 15-24 year olds, both sexes (%)

SUSTAINABLE DEVELOPMENT GOALS



GLOBAL LEADER

UAE

Lesotho **132.1%**

121.8%



Female to male mean years of schooling of population age 25 + (%)

Mozambique **110.6%**

44.5%



Female to male labour force participation rate %

Rwanda **61.3%**

22.5%



Seats held by women in national parliaments



GLOBAL LEADER

UAE

Andorra **100%**

93.4%



High-income countries: population using safely managed sanitation services (%)



GLOBAL LEADER

UAE

Several Countries **100%**

100%



Access to electricity (% population)


Several Countries **100%**

100%



Access to clean fuels & technology for cooking (% population)

SUSTAINABLE DEVELOPMENT GOALS



GLOBAL LEADER

UAE

Nauru **7.9%**

1.7%



Adjusted GDP Growth (%)

Denmark **99.9%**

88.2%



Adults (15 years +) with an account at a bank or other financial institution or with a mobile-money-service provider (%)



GLOBAL LEADER

UAE

Iceland **98.2%**

90.6%



Proportion of the population using the internet (%)

Switzerland **6.6**

6.2



Quality of overall infrastructure (1= extremely underdeveloped; 7= extensive and efficient by international standards)

Germany **4.4**

4.1



Quality of trade and transport-related infrastructure (1 low- 5 high)



GLOBAL LEADER

UAE

Norway **26.7%**

37%



* Gini Coefficient adjusted for top income (1-100) 37%

* The Gini coefficient was calculated based on preliminary estimates from the Household Income and Expenditure Survey 2014 data Source: Federal Competitiveness and Statistics Statistics

SUSTAINABLE DEVELOPMENT GOALS



GLOBAL LEADER

UAE

Singapore **85%**

78%



Satisfaction with public transport (%)



GLOBAL LEADER

UAE

Malta **100%**

75%



Anthropogenic wastewater that receives treatment (%)



GLOBAL LEADER

UAE

Namibia **98.1%**

90.5%



Ocean Health Index-Biodiversity (0-100)

Maldives **0.0%**

5.6%



Fish caught by trawling (%)

SUSTAINABLE DEVELOPMENT GOALS



GLOBAL LEADER

UAE

Singapore **94%**

90%



Population who feel safe walking alone at night in the city or area where they live (%)

Several Countries **100%**

100%



Children under 5 years of age whose births have been registered with a civil authority (%)

Several Countries **0%**

0%



Children 5–14 years old involved in child labour (%)



GLOBAL LEADER

UAE

UAE **1.3%**

1.3%



High-income and all OECD DAC countries: International concessional public finance, including official development assistance (% GNI)



RESOURCES

INTERNATIONAL SOURCES

- World Talent Report
- The World Competitiveness Yearbook by IMD - 2018
- Global Talent Competitiveness Index by INSEAD - 2018
- Global Innovation Index by INSEAD – 2018
- Legatum Prosperity Index - 2018
- Global Competitiveness Report 4.0 by WEF- 2018
- Global Enabling Trade Report by WEF - 2016
- Travel and Tourism Competitiveness Report by WEF - 2017
- Global Information Technology Report by WEF - 2016
- Doing Business Report by WB - 2019
- Sustainable Development Goals Index 2018
- Inter-Parliamentary Union (IPU) 2015
- World Tourism Organization 2017

NATIONAL SOURCES

- Labor Force Survey 2017
- Local statistics centers
- Federal Authority for Identity and Citizenship
- Ministry of Education
- Federal Customs Authority
- Telecommunications Regulatory Authority
- Local Tourism Authorities
- Ministry of Cabinet Affairs and The Future
- Emirates Diplomatic Academy
- Ministry Of Climate Change and Environment National Center of Meteorology
- UAE local statistics center
- Registered data on the number of judges 2018 in UAE entities (Ministry of Justice, Abu Dhabi Judicial Department, Dubai Courts, Courts of Ras Al Khaimah, Abu Dhabi International Courts, DIFC Courts)



الهيئة الاتحادية
للتنافسية والإحصاء

FEDERAL COMPETITIVENESS
AND STATISTICS AUTHORITY

For more information, please contact us:



@FCSAUAE

WWW.FCSA.GOV.AE
info@fcsa.gov.ae

