

# Smart Data Strategy

## Unlocking the Potential of Data



## Table of Contents

---

<b>Smart Strategy Overall Approach</b>	<b>3</b>
<b>Smart Data Vision, Mission and Strategic Priorities Approach</b>	<b>4</b>
<b>Smart Data Vision and Mission</b>	<b>5</b>
<b>Development of the Smart Data Strategic Priorities</b>	<b>7</b>
<b>Smart Data Objectives and KPIs</b>	<b>10</b>
<b>Smart Data Projects and Initiatives</b>	<b>15</b>
<b>Prioritization of Initiatives and Projects</b>	<b>16</b>
<b>Appendix</b>	<b>23</b>

# Smart Data Strategy Approach



\* Presented in another document

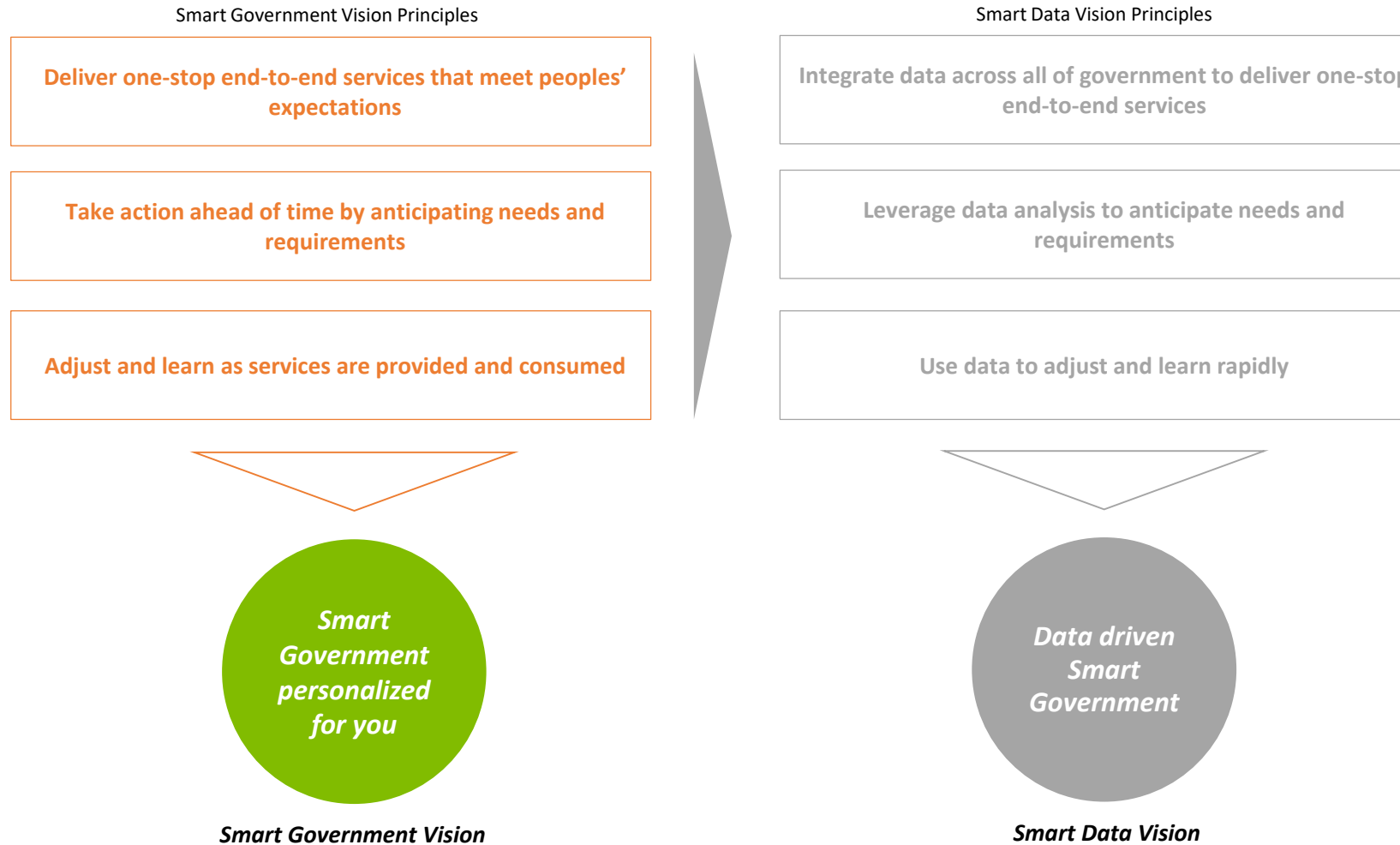
# Smart Data Vision, Mission and Strategic Priorities Approach



# Smart Data Vision

*Smart Gov. National plan Vision was leveraged to inform the Smart Data Vision*

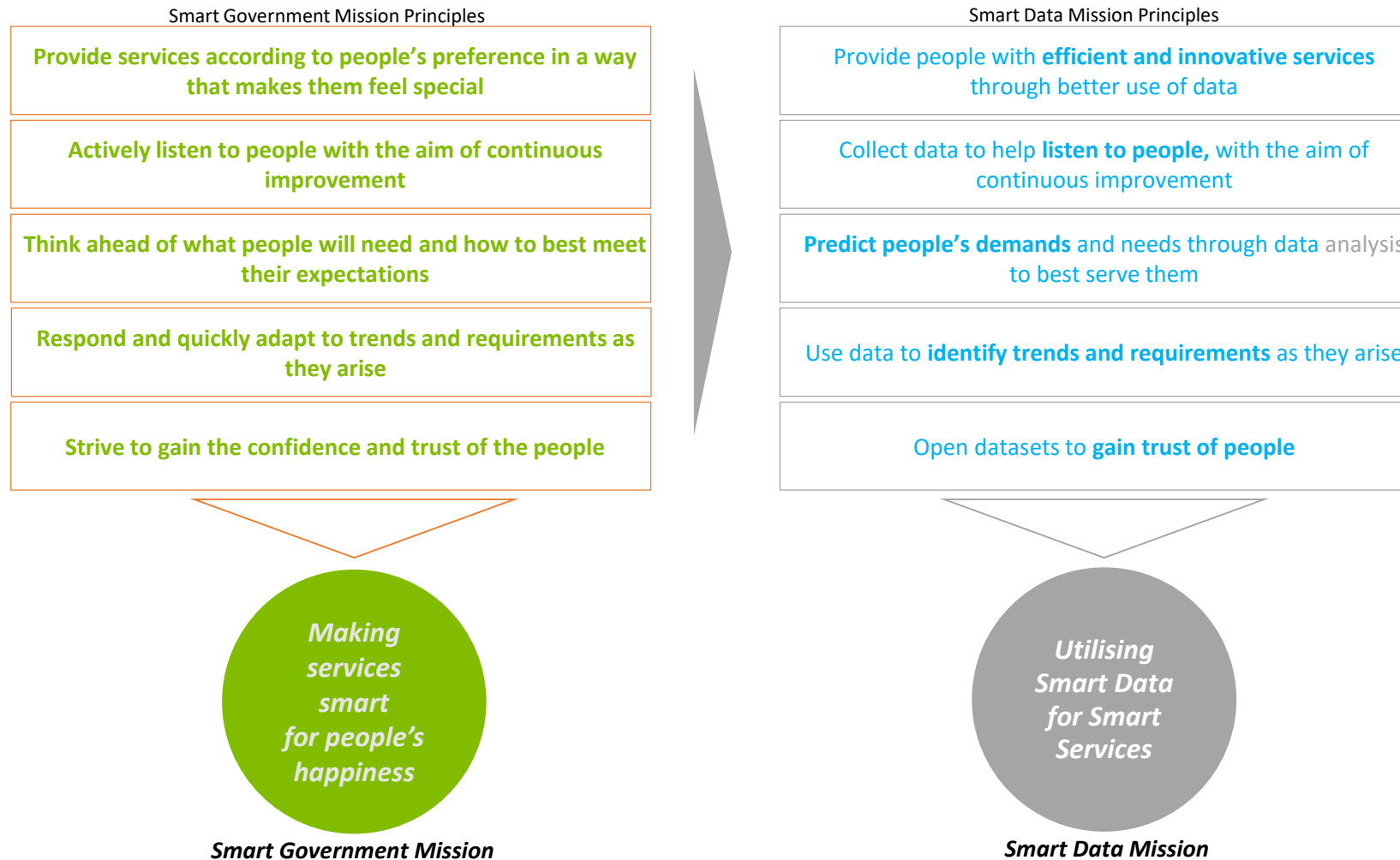
## Mapping of the principles of the Smart Government National Plan Vision to the Smart Data Strategy



# Smart Data Mission

Smart Gov. National plan Mission was leveraged to inform the Smart Data Mission

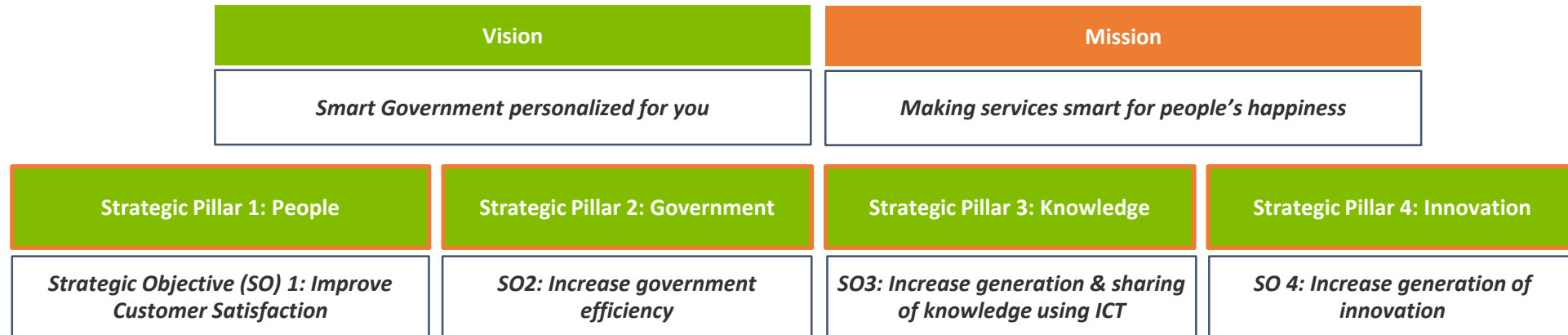
## Mapping of the principles of the Smart Government National Plan Mission to the Smart Data Strategy



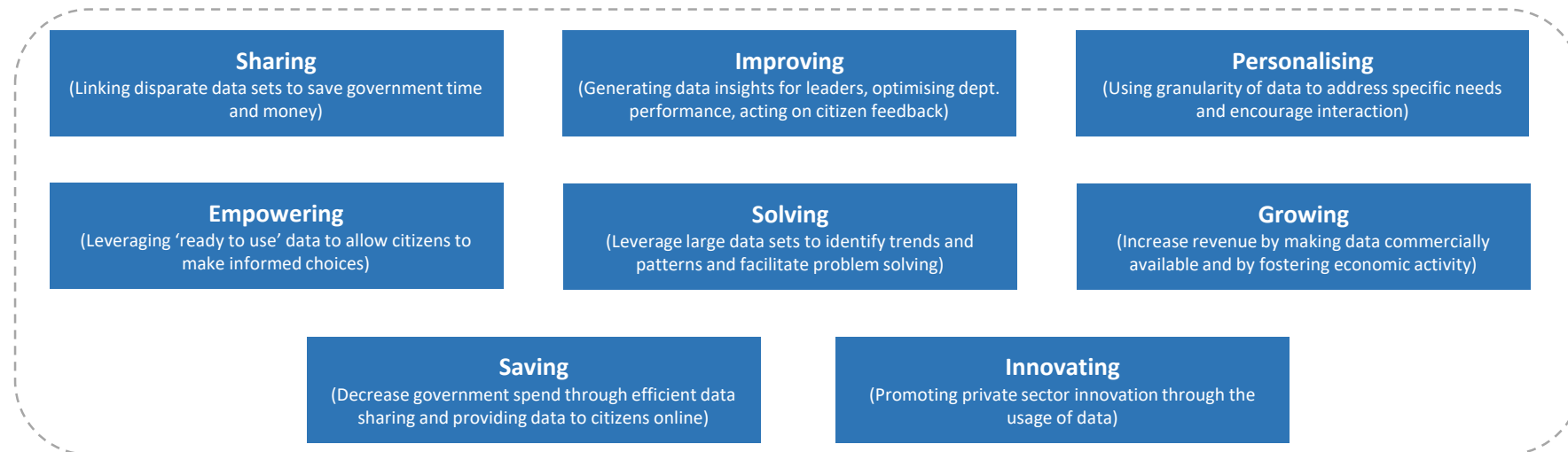
# Development of the Smart Data Strategic Priorities

Smart Gov. National plan and best practice exemplars from international use cases helped to inform the Smart Data strategic priorities

## Smart Government National Plan

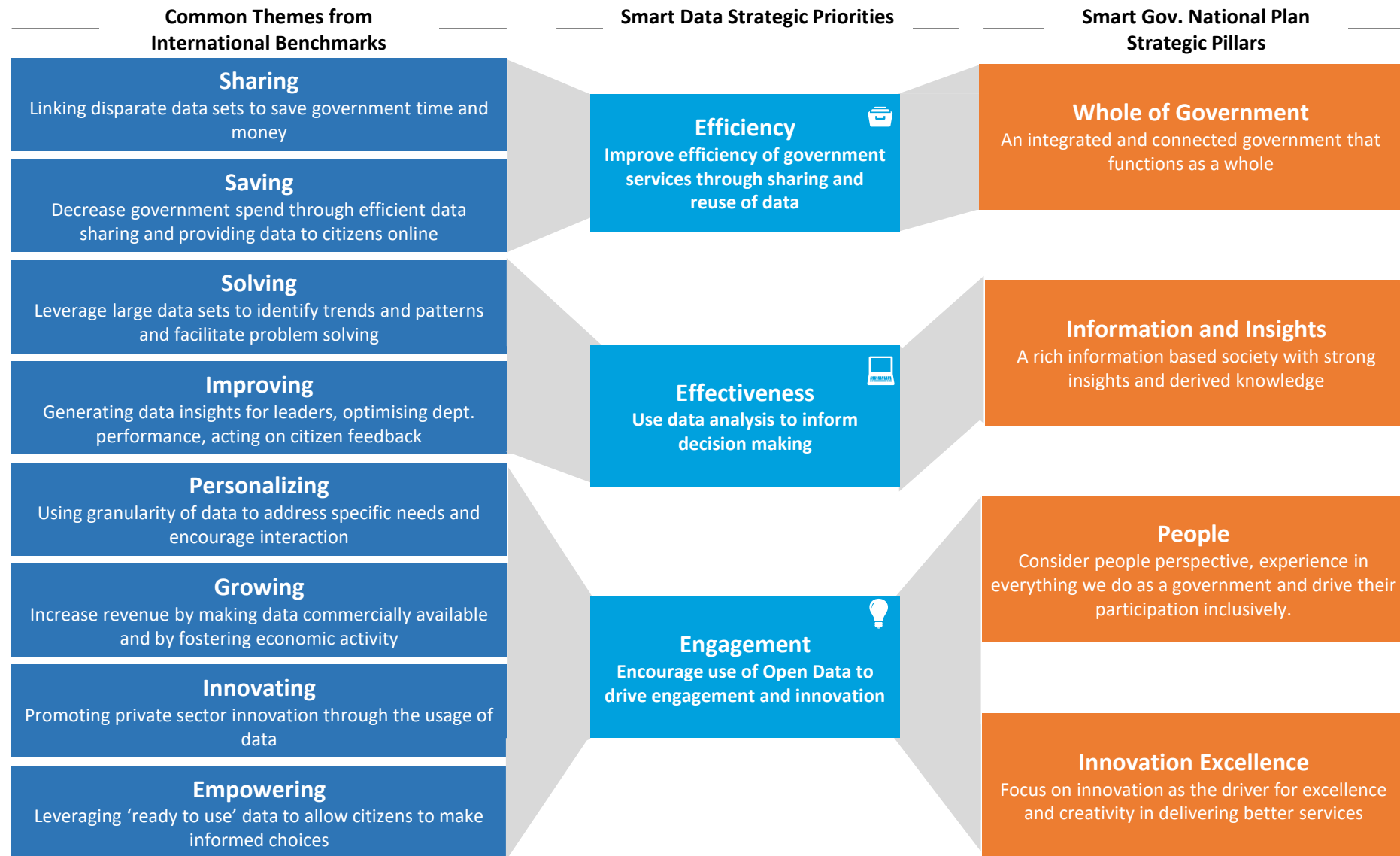


## Common Themes from International Benchmarks



# Smart Data Strategic Priorities

Common international themes when looked at in the UAE Smart Government context gave rise to 3 strategic priorities

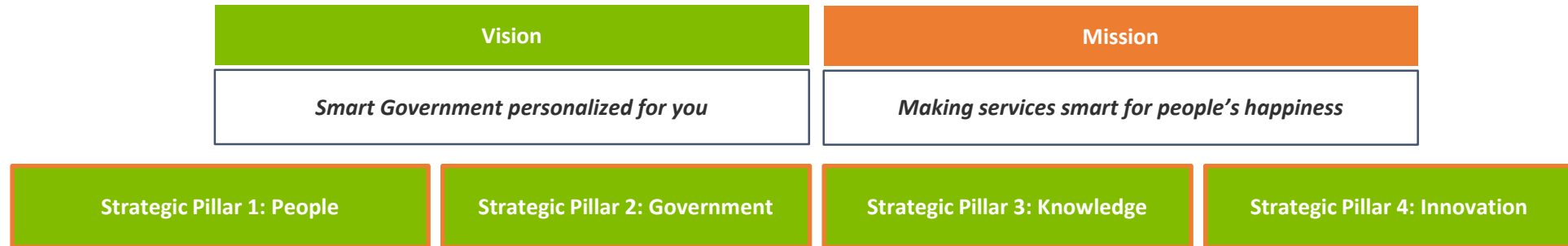




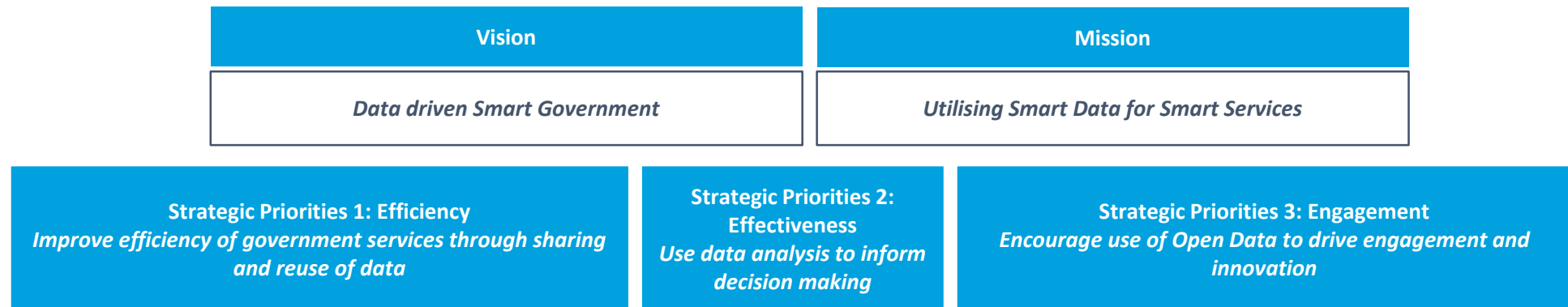
## Summary: Smart Data Mission, Vision and Priorities

*For each of the Strategic Priorities supporting objectives were developed by assessing key national strategies and insights from consultations*

### Smart Government National Plan

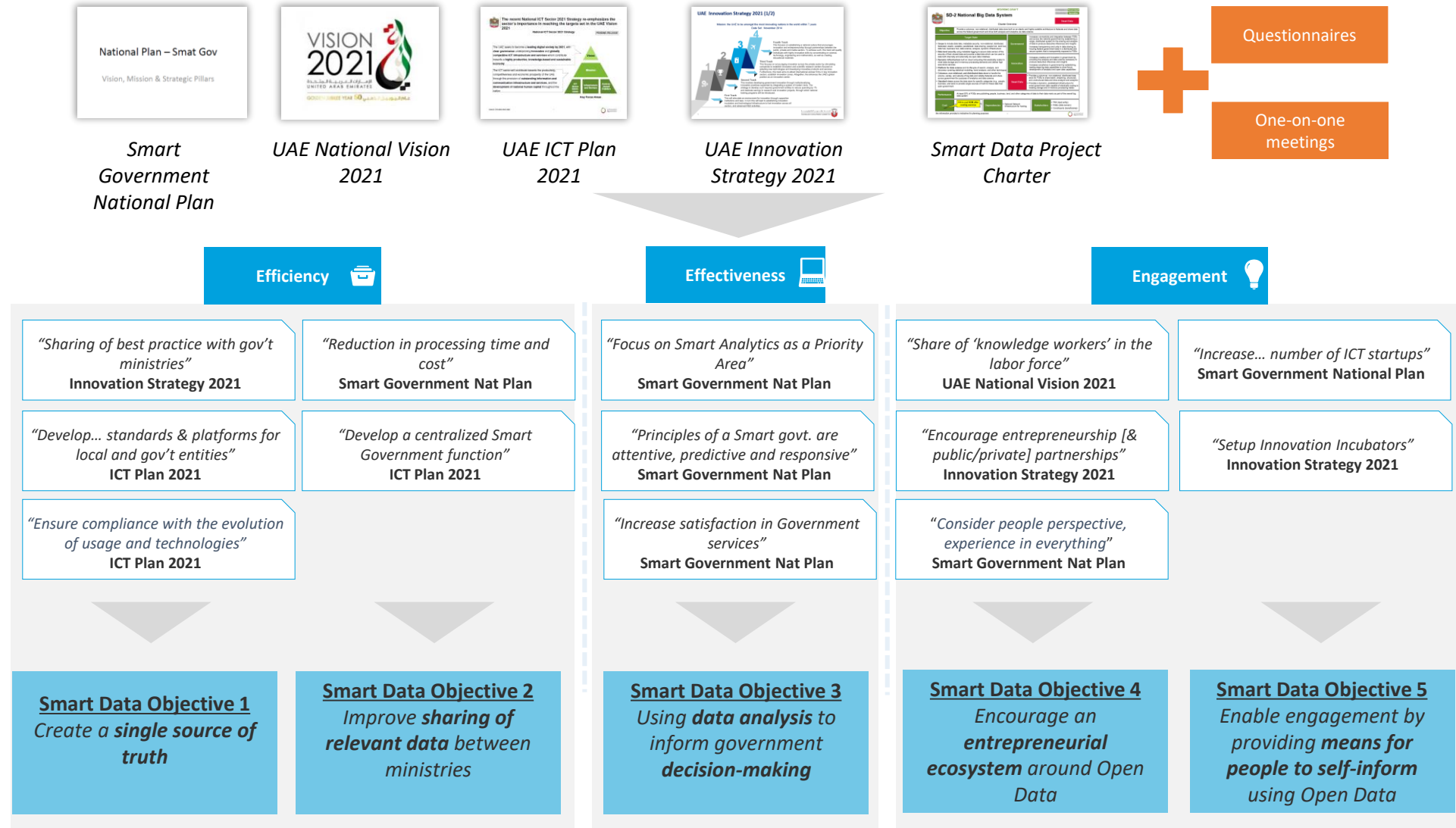


### Smart Data Strategy



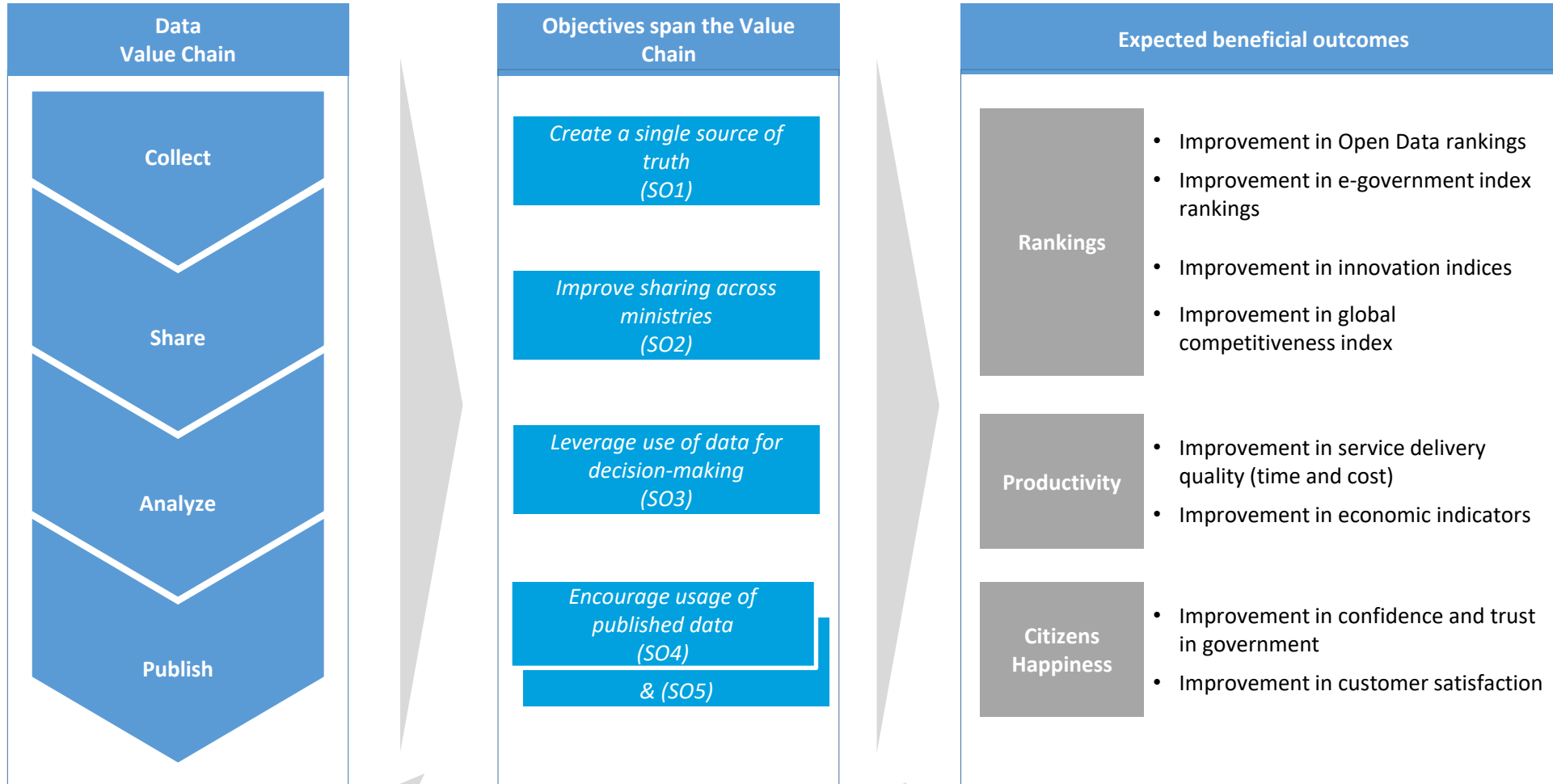
# Development of Smart Data Objectives & KPIs

For each of the Strategic Priorities supporting objectives were developed by assessing key national strategies and insights from consultations



# Development of Smart Data Objectives & KPIs

Objectives identified for the Smart Data Priorities strengthen every aspect of the a data value chain and is expected to result in several beneficial outcomes






Objectives were identified to strengthen each aspect of the value chain

Strengthening the entire data value chain will result in beneficial outcomes in line with the national vision

# Smart Data Objectives & KPIs

For each of the Strategic Priorities, we identified a set of objectives that support them, and how these could be measured (through KPIs)

Strategic Priority (SP)	<b>'Efficiency'</b>  <i>SP1: Improve efficiency of government services through sharing and reuse of data</i>		<b>'Effectiveness'</b>  <i>SP2: Use data analysis to inform decision making</i>	<b>'Engagement'</b>  <i>SP3: Encourage use of Open Data to drive engagement and innovation</i>		
Objectives	<b>SO1:</b> Create a <i>single source of truth</i>	<b>SO2:</b> Improve <i>sharing of relevant data</i> between FGEs	<b>SO3:</b> Use <i>data analysis</i> to inform government <i>decision making</i>		<b>SO4:</b> Encourage an <i>entrepreneurial eco-system</i> around Open Data	<b>SO5:</b> Enable engagement by <i>providing means for people to self-inform</i> using Open Data
KPIs	<b>KPI1:</b> % of FGEs who have been assigned as a custodian for at least one dataset relevant to its core business  <b>KPI2:</b> % of the Smart Hubs that is populated	<b>KPI3:</b> % of FGEs using the Smart Hubs to deliver priority services	<b>KPI4:</b> % of FGEs with articulated use cases for decision making  <b>KPI5:</b> % of FGEs using the smart analytics platform for decision making		<b>KPI6:</b> Number of online services (mobile and web) using Open Data	<b>KPI7:</b> Number of datasets published on the Open Data Portal (requested by public, approved by the SDC and of value – value assessed using the criteria in the SDF)

# KPIs Targets

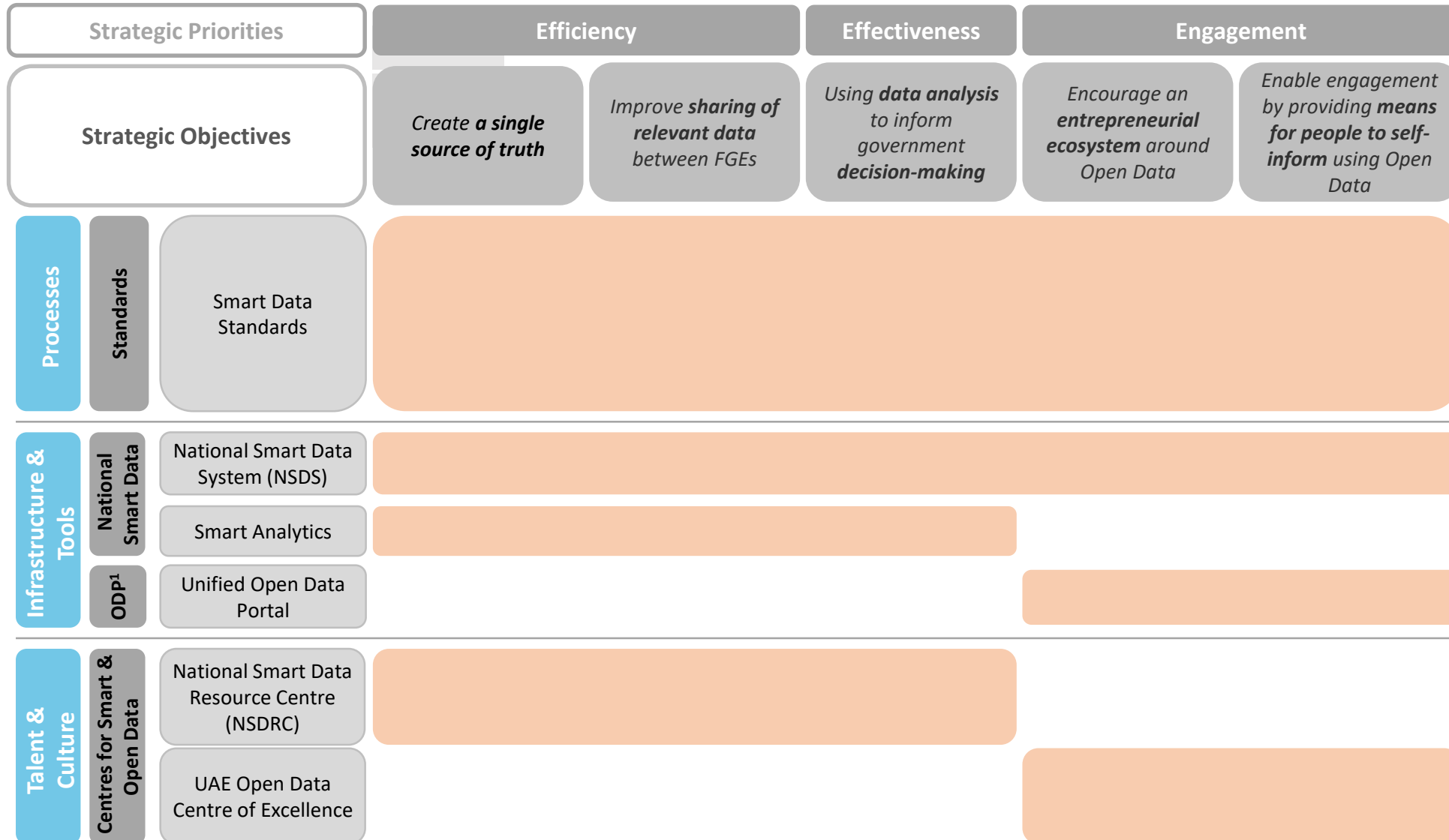
*Description and targets for the KPIs for the next 3 years*

KPI	Description	Targets*		
		Year 1	Year 2	Year 3
<b>KPI1:</b> % of FGEs who have been assigned as a custodian for at least one dataset relevant to its core business	<ul style="list-style-type: none"> <li>KPI will promote buy in and integration of datasets from all FGEs into the National Smart Data System.</li> </ul>	100%	-	-
<b>KPI2:</b> % of the smart hubs that is populated	<ul style="list-style-type: none"> <li>KPI measures the completion of Smart Hubs by checking the datasets are available on the system. This is an average of all define Smart Hubs.</li> </ul>	25%	70%	100%
<b>KPI3:</b> % of FGEs using the Smart Hubs to deliver priority services	<ul style="list-style-type: none"> <li>KPI will assess whether the published datasets are being used by the FGEs to deliver priority services.</li> </ul>	25%	70%	100%
<b>KPI4:</b> % of FGEs with articulated use cases for decision making	<ul style="list-style-type: none"> <li>KPI will promote FGE participation in the definition of the analytics platform.</li> </ul>	100%	-	-
<b>KPI5:</b> % of FGEs using the smart analytics platform for decision making	<ul style="list-style-type: none"> <li>KPI will measure the ongoing use of the smart analytics platform by the FGEs once it has been setup</li> </ul>	25%	70%	100%
<b>KPI6:</b> Number of online services (mobile and web) using Open Data	<ul style="list-style-type: none"> <li>KPI measures number of services which use the APIs on the Open Data platform and are active. (Definition of active is at least one access per week)</li> </ul>	8	16	24
<b>KPI7:</b> Number of datasets published on the Open Data Portal (requested by public, approved by the SDC and of value – value assessed using the criteria in the SDF)	<ul style="list-style-type: none"> <li>KPI will measure the publishing of datasets which have value and have been requested through an active consultation with the public.</li> </ul>	550	1100	1650

**Note :** \* Targets are initial values and not yet final



# Link between the different layers of strategy



Notes: 1. ODP – Open Data Portal

# Prioritization of Projects

Projects were prioritised by mapping them across strategic priorities and assess their impact on the strategic priorities defined previously


		High Priority			Low Priority
		Strategic Priorities			
Strategic Initiatives	Strategic Projects	SP1: Efficiency Improve efficiency of government services through sharing and reuse of data	SP2: Effectiveness Use data analysis to inform decision making	SP3: Engagement Encourage use of Open Data to drive engagement and innovation	Project Priority
Standards	Smart Data Standards	●	●	●	1
National Smart Data	National Smart Data System	●	●	●	1
	Smart Analytics	●	●	●	2
Open Data Portal	Unified Open Data portal	●	●	●	3
Centres for Smart & Open Data	National Smart Data Resource Centre (NSDRC)	●	●	●	2
	The UAE Open Data Centre of Excellence (CoE)	●	●	●	3

● High impact ● Medium impact ● Low impact



# Development of Smart Data Initiatives & Projects

## Standards

Initiative	Rationale	Summary of Underlying Project(s)	Rationale for UAE	International Benchmarks
			As-Is	Examples
<p><b>Standards</b></p>	<ul style="list-style-type: none"> <li>• Creating a model that serves to address all regulatory implications of Smart Government's use of data</li> <li>• Development of guidelines to ensure seamless end-to-end data handling including sharing of data across government entities and the public</li> </ul>	<p><b>Smart Data Standards</b></p> <p>The project will ensure that the data value chain is guided by an efficient regulatory environment and will provide the necessary guidelines to produce good quality, reliable and interoperable data sets.</p> <p>These will include guiding principles of quality and standards of data sets, of their security and protection at different points of the infrastructure/system holding them, and of data management throughout the different levels of operations through the data value chain.</p>	<ul style="list-style-type: none"> <li>• Currently, there are no existing guidelines around data publication within FGEs and with the public</li> </ul>	 <p><b>France:</b> The Government has developed a Government Open Data Handbook that details guidelines on good practices for publishing and reuse of government data. In addition, the document has been tailored to the needs of different ministries by highlighting examples of data that can be released by specific ministries.</p>



# Development of Smart Data Initiatives & Projects

## Open Data Portal

Initiative	Rationale	Summary of Underlying Project(s)	Rationale for UAE	International Benchmarks
			As-Is	Examples
<p><b>Open Data Portal</b></p>	<p>Enhancements to the existing government.ae:</p> <ul style="list-style-type: none"> <li>• Creating a unified hub for accessing data from multiple ministries</li> <li>• Providing access to the hub via mobile application</li> <li>• Creating tools for businesses and people to facilitate analysis of data</li> </ul>	<p><b>Unified Open Data Portal:</b> Create/enhance the existing portal to become a data hub that will enable the government to extensively share data to the public. The portal will provide data exploration tools to perform data analysis by end users. It will also include a feedback mechanism to assess performance and to understand end-user requirements.</p>	<ul style="list-style-type: none"> <li>• Currently FGEs have an Open Data tab on their website. Moreover, Government.ae platform provides an access to an aggregated Open Data portal.</li> <li>• The portals provide a certain amount of data sets; but do not have a regular mechanism to update information and do not offer a seamless experience to citizens and businesses who want to reuse data</li> </ul>	<div data-bbox="2058 429 2257 546" style="text-align: right;"> </div> <p><b>UK:</b> The UK Open Data portal has more than 23,000 datasets available for the public</p> <p><b>Australia:</b> Australian Open Data portal has more than 5,000 datasets available for the public</p> <p><b>Singapore:</b> Data.gov.sg portal has published 8,800 data sets from 60 government ministries and agencies.</p>

# Development of Smart Data Initiatives & Projects

## Centres for Smart & Open Data

Initiative	Rationale	Summary of Underlying Project(s)	Rationale for UAE	International Benchmarks
<p><b>Centres for Smart &amp; Open Data</b></p>	<p>Creation of new centres to drive the systemic use of data and data analysis in UAE:</p> <ul style="list-style-type: none"> <li>Building the required capabilities and talent within the Federal Government to drive insights from data and extract larger benefits from it</li> <li>Raising awareness among the general public (citizens, businesses, NGOs, education &amp; research institutes) about data, data analysis, and their respective benefits</li> </ul>	<p><b>National Smart Data Resource Centre (NSDRC):</b> The Centre will assist FGEs, through trainings, guidance, and development programs, to drive their Smart &amp; Open Data projects and will be in charge of using data analysis to inform policy development and enhance service delivery.</p>	<p><b>As-Is</b></p> <ul style="list-style-type: none"> <li>Limited number of entities have data specialists working to leverage big data analysis.</li> <li>The planned Federal CIO Model, that will provide ICT talent to FGEs might incorporate NSDRC</li> </ul>	<p><b>Examples</b></p>  <p><b>UK: The Behavioral Insights team</b> is composed of data scientists helped to save millions of pounds by leveraging Big Data analytics in healthcare, transport and multiple other sectors.</p> <p><b>Australia: The whole of Government Data Analytics Centre of Excellence</b> has been created to develop tools and platforms that make better use of data analytics to support better analysis of data trends, inform policy development and enhance understanding and competency across government agencies</p>
		<p><b>UAE Open Data CoE</b></p> <p>The centre will be focusing on raising awareness and interest in data among the UAE public, on enhancing collaboration between public and private entities to develop skillsets; to enhance data R&amp;D, and encourage data innovation and corresponding economic benefits</p>	<ul style="list-style-type: none"> <li>The existing Centre of Digital Innovation (CoDI) can incorporate the pool of data talent within the Federal Government.</li> </ul>	 <p><b>Singapore: IDA</b> has set up a <b>Business Analytics Centre of Excellence</b> to develop local companies their analytics capabilities which has attracted a lot of interest from the private sector IDA has also launched a <b>training program with special courses</b> to ensure a ready supply of skills in data analytics and science</p>



# Definitions and Stakeholders

## Smart, Shared and Open Data definitions in the context of this project

---

All the data that government entities have **access** to either from government or private sources

### Smart Data

Data that is either **Shared Data** or **Open Data**. It is called Smart because it is part of the UAE Smart Gov. National Plan and allows the government to meet Vision 2021 goals

### Shared Data

Data shared primarily between government entities for the purpose of making government services more efficient and decisions more effective

### Open Data

Data shared to the public to allow for greater public engagement and increased innovation

# Stakeholder Selection

We prioritized the main stakeholders according to two main criteria: Level of impact by the Smart Data Strategy and level of oversight required for successful implementation of the Strategy

<b>Strategic</b>	<p><b>Federal Guides</b> <i>Federal Oversight and sponsorship</i></p> <ol style="list-style-type: none"> <li>1. Prime Minister’s Office</li> <li>2. mGovernment Higher Committee</li> <li>3. Emirates Competitiveness Council</li> </ol> <p><i>One-on-one meetings to keep up-to-date on project and be abreast of federal initiatives</i></p>	<p><b>Local Guides</b> <i>Local Oversight and experience</i></p> <ol style="list-style-type: none"> <li>1. Dubai Open Data Committee</li> <li>2. Abu Dhabi Systems and Information Center</li> <li>3. Dubai Smart Government Department</li> <li>4. Dubai Smart City Committee</li> </ol> <p><i>One-on-one meetings to be abreast of local initiatives</i></p>																		
	<b>Impacted</b>	<p><b>Federal Champions</b> <i>Data &amp; Open Data Strategy Supporters</i></p> <table style="width: 100%; border: none;"> <tr> <td style="width: 50%;">1. Ministry Of Labor</td> <td style="width: 50%;">6. Emirates ID Auth.</td> </tr> <tr> <td>2. Ministry Of Interior</td> <td>7. National Bureau of Statistics</td> </tr> <tr> <td>3. Ministry Of Health</td> <td>8. Etisalat *</td> </tr> <tr> <td>4. Ministry of Education</td> <td>9. Du*</td> </tr> <tr> <td colspan="2">5. Ministry of Finance</td> </tr> </table> <p><i>Survey Questionnaires on Data and Open data</i></p>	1. Ministry Of Labor	6. Emirates ID Auth.	2. Ministry Of Interior	7. National Bureau of Statistics	3. Ministry Of Health	8. Etisalat *	4. Ministry of Education	9. Du*	5. Ministry of Finance		<p><b>Local Champions</b> <i>Open Data Strategy Supporters</i></p> <table style="width: 100%; border: none;"> <tr> <td style="width: 50%;">1. Roads &amp; Transport Authority - Dubai</td> <td style="width: 50%;">Marketing</td> </tr> <tr> <td>2. Abu Dhabi Water and Electricity Authority</td> <td>4. Health Authority Abu Dhabi</td> </tr> <tr> <td>3. Dubai Tourism &amp; Commerce</td> <td>5. Abu Dhabi Education council</td> </tr> <tr> <td></td> <td>6. Department of Economic Development-Dubai</td> </tr> </table> <p><i>Survey Questionnaires on Open data and Big Data</i></p>	1. Roads & Transport Authority - Dubai	Marketing	2. Abu Dhabi Water and Electricity Authority	4. Health Authority Abu Dhabi	3. Dubai Tourism & Commerce	5. Abu Dhabi Education council	
1. Ministry Of Labor		6. Emirates ID Auth.																		
2. Ministry Of Interior	7. National Bureau of Statistics																			
3. Ministry Of Health	8. Etisalat *																			
4. Ministry of Education	9. Du*																			
5. Ministry of Finance																				
1. Roads & Transport Authority - Dubai	Marketing																			
2. Abu Dhabi Water and Electricity Authority	4. Health Authority Abu Dhabi																			
3. Dubai Tourism & Commerce	5. Abu Dhabi Education council																			
	6. Department of Economic Development-Dubai																			

**Federal**

**Local**






\* Private entities so survey might be modified for them

# • Benchmarks






## 'Common themes' across government Data strategies (1/2)

Looking at a range of Public Sector Big and/or Open Data strategies we have identified a set of eight common themes across markets

Themes	Description	Examples
<b>Sharing</b> 	<p>In most countries, the public sector is made up of thousands of different organizations holding various data sets, often with duplication — finding ways to share and link this data together has the potential to save time and efforts for government institutions.</p>	<ul style="list-style-type: none"> <li>UK: DVLA captures the photograph and structure digitally from the Identity and Passport Service when applying for a driving license.</li> </ul>
<b>Improving</b> 	<p>Big data analysis serving as a tool for helping government organisation to understand better how they work and generate insights that leaders can act on. This could be from analysing and optimising the performance of a specific department to gathering and acting on feedback from citizens on service delivery.</p>	<ul style="list-style-type: none"> <li>In the UK, NHS publishing MRSA infection rates in all hospitals on data.gov.uk in “league tables” for worst hospitals led to bring down infection rates from 5,000 p.a to 1,200 p.a.</li> </ul>
<b>Personalising</b> 	<p>The granularity in big data opens up new possibilities for personalising services. It is most useful when the known data relates to a users’ needs and the personalisation is done in a way that is specific for the transaction being undertaken.</p>	<ul style="list-style-type: none"> <li>The Midata project works with businesses to give consumers better access to the electronic personal data that companies hold. Giving people greater access to electronic records of their past buying and spending habits can help them to make better buying choices.</li> </ul>
<b>Empowering</b> 	<p>Opening up “ready to use”, free, large government data sets to increase transparency of government, build trust and empowering citizens to make more informed decisions.</p>	<ul style="list-style-type: none"> <li>One of Mastodon C's projects looked at GPs' prescription data and demonstrated that, for example, the NHS could have saved more than £200 million a year if the generic version of statins had been prescribed rather than the patented version.</li> </ul>
<b>Solving</b> 	<p>Unify and correlate large data sets for problem solving. Large, multi dimensional data sets can be used to identify previously hidden patterns and correlations — e.g., new insights on the underlying dynamics of a population. Data correlations with observed outcomes allows for an auditable, scientific basis for policy decision making.</p>	<ul style="list-style-type: none"> <li>The Livehoods Project presents a new methodology for studying the dynamics, hidden structure, and character of a city on a large scale using social media and machine learning (such as tweets and check-ins).</li> </ul>

## 'Common themes' across government Big Data strategies (2/2)

Looking at a range of Public Sector Big and/or Open Data strategies we have identified a set of eight common themes across markets

Themes	Description	Examples
<b>Innovating</b> 	Opening large government data sets brings about new business opportunities at various levels of the value chain (technology, service, etc.) and in various sectors (real estate, media etc.). Number of successful private sectors examples and emergence of "data as a service" business models	<ul style="list-style-type: none"> <li>• E.g.: Open data distribute "start up" initiatives</li> <li>• Uber, Garmin, The Weather Channel, Brightscope etc</li> <li>• The infomediary sector in Spain (i.e., companies that sell on top of big data) generate above €500m annually</li> </ul>
<b>Saving (Cost)</b> 	Efficient sharing of select big data sets can significantly reduce the transactional costs and redundant expenditures across government agencies. In addition, providing data to citizens on line in a searchable format had a direct impact in reducing the cost of servicing	<ul style="list-style-type: none"> <li>• Bristol City Council estimated that it decreased its cost of service by 15% per transaction by introducing their open data catalogue</li> <li>• San Francisco: \$1m savings p.a. with access to real time transit data (22% fewer SF311 calls)</li> </ul>
<b>Growing (Revenues)</b> 	Some countries have opted to change for commercial usage of data. Governments are also benefiting from big/open data to increase tax income (indirectly through economic activity)	<ul style="list-style-type: none"> <li>• China's Open Data trading portal with various depending on data set</li> <li>• Spain's Judicial Documentation center</li> </ul>

# The Australian Public Service Big Data Strategy

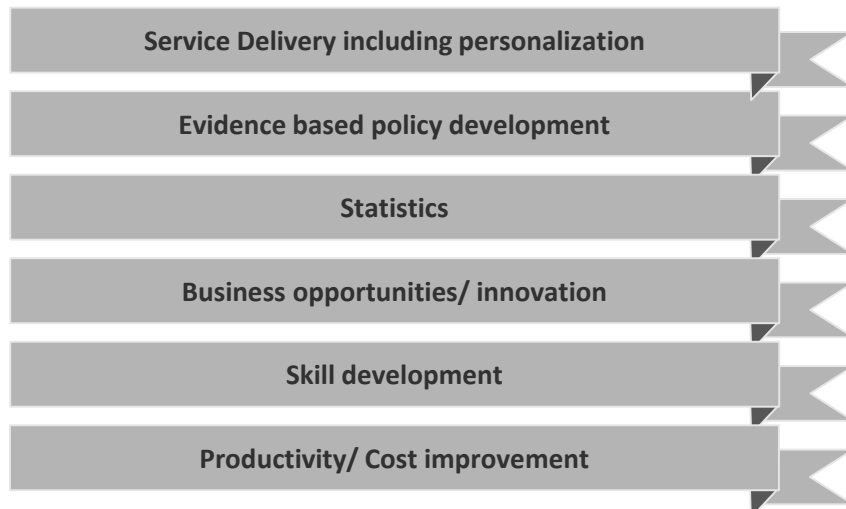


*Improved understanding through enhanced data-analytics capability - August 2013: the strategy aims to assist agencies in achieving productivity gains, through better service delivery and policy development while ensuring the privacy of individuals remains protected*

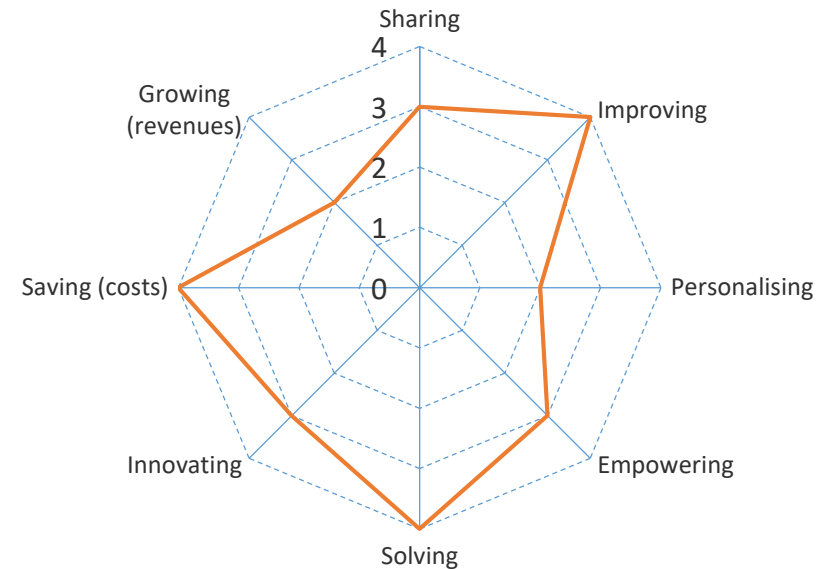
## Vision/Mission

The Australian Government will use big data analytics to enhance services, deliver new services and provide better policy advice, while incorporating best practice privacy protections and leveraging existing ICT investments. The Australian Government will be a world leader in the use of big data analytics to drive efficiency, collaboration and innovation in the public sector

## Strategic priorities



## Focus ranking against common priorities



## Actions

Develop big data better practice guidance	Identify and report on barriers to big data analytics	Enhance skills and experience in big data analysis
Develop a guide to responsible data analytics	Develop information asset registers	Actively monitor technical advances in big data analytics

# The UK Open Data White Paper



*Unleashing the Potential - June 2012: Transparency is at the heart of the government agenda; opening up will empower citizens, foster innovation and reform public services*

## Minister's Word

"We are currently co-chairing the Open Government Partnership of 55 governments; the theme of our chairmanship is 'Transparency Drives Prosperity' – demonstrating the value of open governance to economic growth, inclusive development and improved citizen engagement and empowerment."

## Strategic priorities

Enhance Access to Data

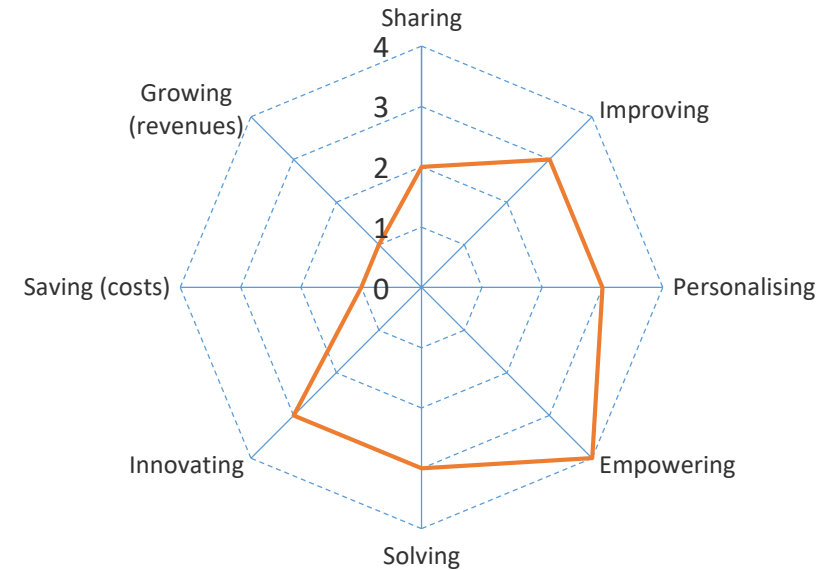
Build greater trust in public data

Personalization of government services

Efficiency of public service

Provide raw material for innovative ventures

## Focus ranking against common priorities



## Actions

More Open Data; Better access to public data; Opening up access to research

Changing the culture in public sector

Strengthening rights to data; Regulating data

Strengthening data usability

Open policy making; Privacy impact assessments

Your access to your data; Breaking down the barriers

# A Strategy for UK Data Capability – Seizing the Opportunity



*Working in partnership with business and academia, the government has developed a shared vision for the UK's data capability, with the aim of making the UK a world leader in extracting insight and value from data for the benefit of citizens and consumers, business and academia, the public and the private sectors*

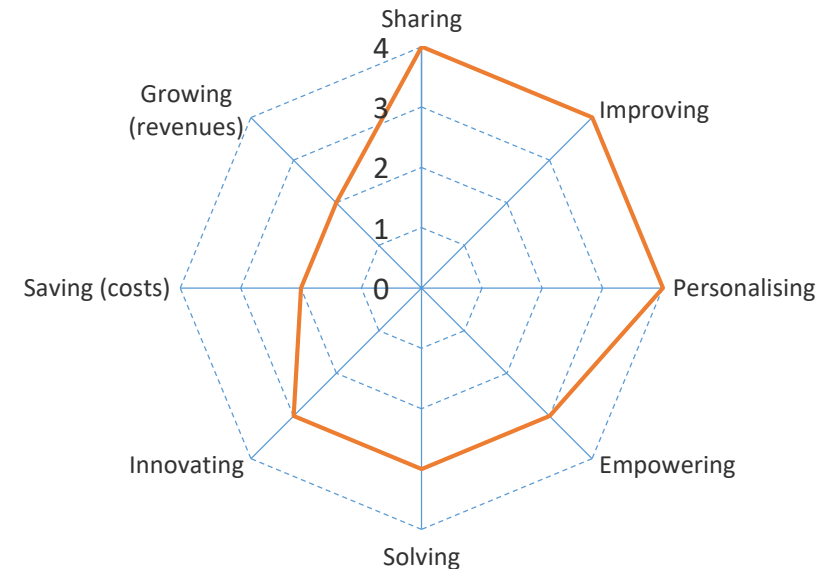
## Vision/Mission

The UK is a world leader in dealing with the volume, velocity and variety of data created and analyzed every day – extracting insight and value for the benefit of citizens and consumers, business and academia, the public and the private sector through:

- A strong skills base, able to manage, analyze, interpret and communicate data
- A strategic plan for our data infrastructure across the country
- World-leading research and development, pushing frontiers and driving innovation in data science and analytics
- Ensuring that data can be accessed and shared securely, as appropriate

This is underpinned by a strong policy framework which protects and empowers citizens and supports innovation and growth – with government an exemplar of best practice and with science as a key driver of this capability.

## Focus ranking against common priorities



## Strategic priorities

**Skilled Workforce & Data Confident Citizens**

**Infrastructure, software and collaborative R&D**

**Sharing and linking data securely and appropriately**

## Data Capability Actions

Secure a pipeline of talent & enhance gov. data capabilities

Bolster data as a career

Promote the UK data storage market overseas

Drive awareness, support, and access to e-infrastructure for businesses across six key sectors

Support R&D collaboration and work on a national network of centres in big data analytics

Promote Open Data and guidance and advice on the rights and responsibilities of data users

# Singapore's IDA's Initiatives in Data & Analytics



IDA seeks to create a vibrant Data & Analytics ecosystem in Singapore and position Singapore strategically as an international Data & Analytics Hub

## Singapore's opportunity in Data & Analytics

Local and foreign enterprises will be able to leverage on Singapore's Data & Analytics (D&A) capabilities to apply analytics strategically, to guide business strategy and planning, as well as tactically, to optimize day-to-day business processes. Effective use of analytics will enable enterprises to remain agile and competitive in dynamic market environments, and to maximize productivity.

## Strategic priorities

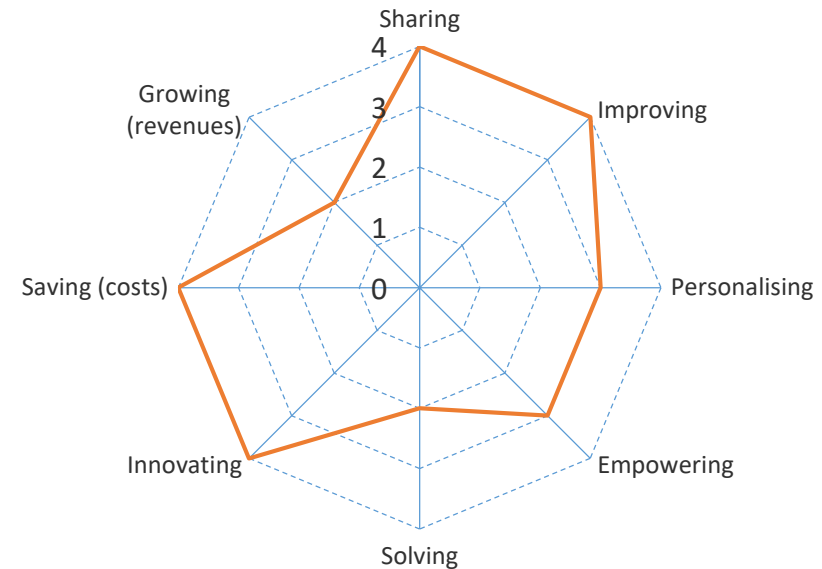
Develop capabilities to be positioned as a D&A hub

Innovative application of Data & Analytics

Sectorial economic competitiveness through D&A R&I

Develop supporting platforms and enablers for D&A

## Focus ranking against common priorities



## Thrust Actions

### Industry development

- Develop innovative analytics & cloud computing products & services
- Drive regional business development

### Manpower development

- Enable professional conversion
- Build Business Analytics & Cloud Computing talent and capacity

Government & Social Business Analytics (BA) Programs; BA Shared Services

SaaS Enablement; Standards Development; Data Protection Regulatory Framework

# European Commission: Towards a thriving data-driven economy



*The European Commission's Communication to The European Parliament, The Council, The European Economic And Social Committee and The Committee Of The Regions, 'Towards a thriving data-driven economy' – July 2014: Data is at the centre of the future knowledge economy and society*

## Towards a thriving data-driven EU economy

A prominent feature of a data-driven economy will be an ecosystem of different types of players interacting in a Digital Single Market, leading to more business opportunities and an increased availability of knowledge and capital, in particular for SMEs, as well as more effectively stimulating relevant research and innovation.

## Strategic priorities

Improve competitiveness, quality of public service & citizen's life

Enabling technologies, underlying infrastructures and skills, particularly to the benefit of SMEs

Share, use and develop its public data resources and research data infrastructure

Public R&I – focus on related bottlenecks

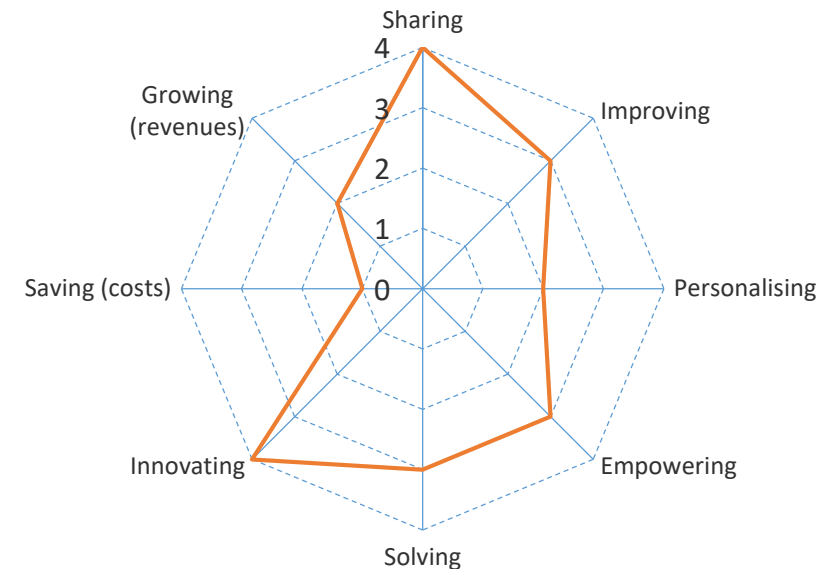
Relevant, data-friendly policies and legal framework

Reform of EU data protection

Digitization of public administration and services

Bring the results of data technologies to the market

## Focus ranking against common priorities



## A set of initial actions

Community Building: PPP on data; Digital Entrepreneurship; development of skill base; Data market monitoring; Sectorial priorities for R&I

Fostering Open Data policies; Data handling tools; & New open standards

Enabling infrastructure for a data-driven economy




Assessing regulatory issues

# Current State Assessment



# Summary of survey results

Please refer to detailed survey results for full breakdown

	Smart Data Objectives	Current State Assessment: Survey Questionnaires Results	Implications for the Future
Efficiency 	<b>Smart Data Objective 1</b> <i>Create a single source of truth</i>	<ul style="list-style-type: none"> <li>33% have a Big Data strategy identifying key business goals and challenges</li> <li>33% have well-defined processes for collecting &amp; ensuring quality of Big Data</li> <li>40% have Open Data strategies identifying key business goals and challenges</li> <li>39% have defined data lifecycle management &amp; archival policies</li> <li>56% share data with other organizations</li> <li>But 61% do not have data sharing policies guiding the sharing process</li> </ul>	<ul style="list-style-type: none"> <li>Very low ordinance of Big Data and Open Data strategies</li> <li>More widespread adoption of these strategies across entities, in addition to well-defined processes for collection, lifecycle management and quality assurance of data, is recommended</li> <li>Data sharing exists between entities but could be extensively improved by the adoption of improved data sharing policies in addition to nurturing a culture of utilizing existing Open Data published by other entities</li> </ul>
	<b>Smart Data Objective 2</b> <i>Improve sharing of relevant data between ministries</i>		
Effectiveness 	<b>Smart Data Objective 3</b> <i>Using data analysis to inform government decision-making</i>	<ul style="list-style-type: none"> <li>22% extensively use data analytics</li> <li>56% have limited usage of data analytics in everyday decisions</li> <li>72% use data analytics in critical decisions only</li> <li>78% have no defined data analytics policy despite extensive use of BI tools</li> </ul>	<ul style="list-style-type: none"> <li>Policies need to mandate the use of data analytics</li> <li>BI tools exist, but they need to be extensively used to leverage data in all decision making processes</li> </ul>
	<b>Smart Data Objective 4</b> <i>Encourage an entrepreneurial ecosystem around Open Data</i>		
Engagement 	<b>Smart Data Objective 5</b> <i>Enable engagement by providing means for people to self-inform using Open Data</i>	<ul style="list-style-type: none"> <li>90% publish basic volume of Open Data</li> <li>40% update published Open Data annually; 30% update quarterly</li> <li>22% of the organizations anonymize data before holding it in databases</li> <li>30% have documented data publishing standards &amp; specifications within a policy</li> <li>50% have unclear or inexistent processes to guide the development and production of Open Data and to ensure the quality assurance of Open Data</li> <li>60% are users of Open Data published by other organizations</li> <li>70% do not engage with data consumers to understand/evaluate requirements</li> </ul>	<ul style="list-style-type: none"> <li>A basic volume of Open Data is published</li> <li>But processes need to be developed &amp; adopted mandating the regular update of data</li> <li>Data quality standards and specifications have to be defined by data owners and leveraged by all</li> <li>A culture of actively leveraging Open Data in all entities and in the entrepreneurial ecosystem should be instituted</li> </ul>

**THANK YOU**